

Робочий зошит Англійська мова 4 клас

Tools

Мясоєдова



С. В. Мясоєдова

АНГЛІЙСЬКА МОВА 4



НОВА 11-річна ШКОЛА

робочий зошит

ВИДАВНИЦТВО
РАНОК

УДК 811.111+372.461
ББК 74.261.7 Англ + 81.2 Англ
М99

Рекомендовано для учнів 4 класів, відповідає Програмі,
затвердженій Міністерством освіти і науки України
(лист № 1/11-6611 від 23.12.2004 р.)

Видано за ліцензією ТОВ Видавництво «Ранок»

Мясоєдова С. В.

М99 Англійська мова. 4 клас: Робочий зошит (до підручника О. Д. Карп'юк). — 6-е вид., випр.
і доп. — Х.: Веста, 2011.— 80 с.

ISBN 978-966-08-0058-8

Зошит, укладений до підручника О. Д. Карп'юк «Англійська мова. 4 клас», містить різноманітні й цікаві завдання і призначений для більш детального опрацювання учнями матеріалу підручника на уроках і вдома.

Для учнів загальноосвітніх шкіл і вчителів англійської мови.

УДК 811.111+372.461
ББК 74.261.7 Англ. + 81.2 Англ.

Навчальне видання
МЯСОЄДОВА Світлана Вадимівна

АНГЛІЙСЬКА МОВА

4 клас

Робочий зошит

(до підручника О. Д. Карп'юк)

6-е видання, виправлене і доповнене

Редактор *Т. М. Матвієнко*. Технічний редактор *С. Я. Захарченко*
Коректори: *О. О. Ходаковська, О. Г. Неро*

Код И2124УА. Підписано до друку 24.12.2010. Формат 84x108/16. Папір офсетний.
Гарнітура Журнальна. Друк офсетний. Ум. друк. арк. 8,4.

ТОВ «Веста». Свідоцтво ДК № 3323 від 26.11.2008. 61064 Харків, вул. Бакуніна, 8А

Адреса редакції: 61145 Харків, вул. Космічна, 21а. Тел. (057) 719-48-65, тел./факс (057) 719-58-67.
Для листів: 61045 Харків, а/с 3355. E-mail: office@ranok.kharkov.ua

З питань реалізації звертатися за тел.: у Харкові — (057) 712-91-44, 712-90-87;
Києві — (044) 599-14-53, 417-20-80; Білій Церкві — (04563) 6-90-92; Вінниці — (0432) 55-61-10;
Дніпропетровську — (056) 785-01-74; Донецьку — (062) 261-73-17; Львові — (032) 244-14-36;
Житомирі — (0412) 41-27-95, 41-83-29; Івано-Франківську — (0342) 72-41-54;
Кривому Розі — (056) 401-27-11; Миколаєві — (0512) 35-40-39; Одесі — (048) 737-46-54;
Рівному — (0362) 26-34-20; Сімферополі — (0652) 54-21-38; Хмельницькому — (0382) 706-316;
Тернополі — (0352) 49-58-36; Черкасах — (0472) 51-22-51, 36-72-14; Чернігові — (0462) 62-27-43

E-mail: commerce@ranok.kharkov.ua.

«Книга поштою»: 61045 Харків, а/с 3355. Тел. (057) 717-74-55, (067) 546-53-73.

E-mail: pochta@ranok.kharkov.ua
www.ranok.com.ua

ISBN 978-966-08-0058-8

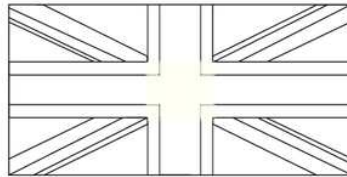
© С. В. Мясоєдова, 2005, 2010
© М. А. Назаренко, іл., 2005
© ТОВ Видавництво «Ранок», 2011

LESSON 1


1 Розфарбуй прапори країн. Під кожним прапором напиши назву країни. Познач «галочкою» (✓) англомовні країни.




U _____




the U
K _____




the _____




A _____



N
Z _____



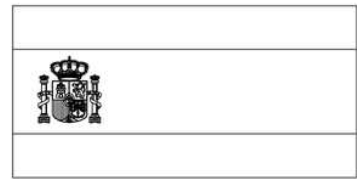
C _____



F _____

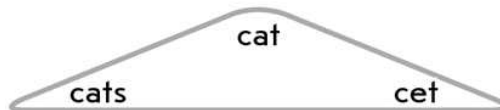


G _____




S _____

2 Вибери й обведи правильний варіант множини поданих іменників.



3 Заміни назви країн відповідними національностями й розгадай кросворд.



Down:
 1) The USA
 2) France
 4) Germany
 5) Britain

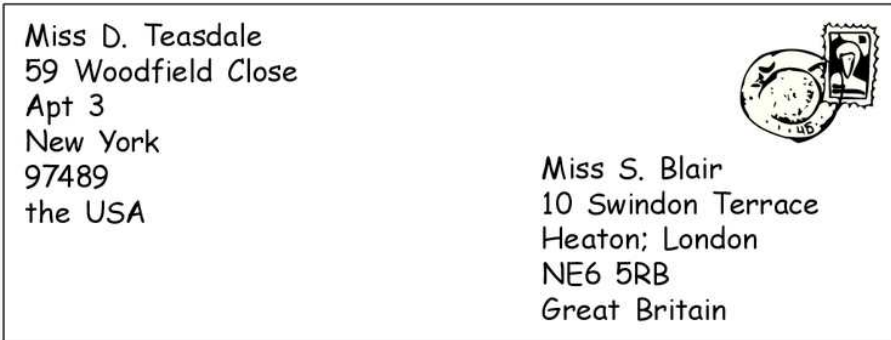
Across:
 3) Australia
 6) Ukraine
 7) Canada
 8) Spain

LESSON 2

1 Вибери правильний варіант і впиши в пропуски.

- 1) _____ your name? (*Where; What; What's*)
- 2) Where are you _____? (*to; from; of*)
- 3) _____ old are you? (*How; What; Where*)
- 4) He _____ from New Zealand. (*is; are; am*)
- 5) She is from the United Kingdom. She is _____. (*Britain; British; England*)

2 Прочитай інформацію на конверті й заповни пропуски в діалозі.



- Is this your letter?
- No, it's my aunt's. It's a letter to her friend. She asked me to post it.
- So your aunt's name is Miss _____.
- Yes, it is.
- What is her friend's name?
- It's Miss _____.
- Is Miss D. Teasdale British?
- No, she is _____. She lives in the _____.

3 Склади діалог із поданих реплік.

Where are you from, Nancy?

I'm from Australia. And you, James? Are you from the USA?

Hello! I'm James. What's your name?

I'm Nancy.

No, I'm not American. I'm Canadian. I live in Canada.

James: _____

Nancy: _____

J: _____

N: _____

J: _____

LESSON 3

1 Прочитай текст. Заповни пропуски поданими словами.

sport

United Kingdom

subject

English

Maths

school



This is Peter Davidson. He lives in the _____. He is _____. He goes to _____. His favourite _____ is Maths. They count and do sums at _____. Peter likes sport too. His favourite _____ is football.

2 Заповни анкету інформацією про себе.

Name	
Age	
Nationality	
Country	
Favourite subject	
Favourite day of the week	
Favourite meal	

3 Склади розповідь про себе за зразком тексту вправи 1.

My name is _____

LESSON 4**1** Впиши в пропуски правильну форму дієслова.

rains
is raining

It _____ now.

It often _____ in autumn.

plant
are planting

We usually _____ flowers in spring.

We _____ flowers now.

write
am writing

I sometimes _____ letters to my penfriend.

I _____ a letter now.

have
are having

We _____ a picnic now.

We never _____ picnics in winter.

2 Познач правильне речення «галочкою» (✓).

- 1) Vicky sometimes eats a toast for breakfast.
 Vicky is sometimes eating a toast for breakfast.
- 2) He eats an apple now.
 He is eating an apple now.
- 3) Tina always does her homework in the evening.
 Tina always do her homework in the evening.
- 4) Betty is listening to music at the moment.
 Betty listens to music at the moment.

3 Склади речення про свій звичайний розпорядок дня, використовуючи подані слова і словосполучення.

get up

I usually get up at 7 o'clock.

wash the face and

Then I

brush the teeth

have breakfast

go to school

start

My school

have dinner

do homework

go to bed

4 Розглянь малюнки й речення до них. Заповни пропуски.



Sue is from the United Kingdom. She is British.



Taras is from Ukraine. He is _____.



Mary is from the USA. She is _____.




John is from Canada. He is _____.



Ben is from Australia. He is _____.



Tina is from New Zealand. She is a _____.



Nancy is from France. She is _____.



James is from Germany. He is _____.

LESSON 1

1 Знайди слово, що входить до складу обох словосполучень.

1) the cooking > do
one's shopping >

3) tidy up > _____
air >

2) walk > _____
feed >

4) go > _____
do one's >

5) _____ < the washing up
the ironing

2 Розглянь малюнок і дай відповіді на запитання.



- 1) Is it a living room or a kitchen? _____
- 2) What is father doing? _____
- 3) What is mother doing? _____
- 4) What is grandmother doing? _____
- 5) What is daughter doing? _____
- 6) What is son doing? _____

3 Розглянь список домашніх справ. Які з них ти робиш зазвичай, які іноді, а які ніколи не робиш! Постав «галочку» (✓) у відповідний стовпчик і склади речення.

	usually	sometimes	never
tidy up the room			
do the washing up			
sweep the floor			
fix things			
do the cooking			
walk the pet			


I sometimes tidy up the room.

LESSON 2

1 Розглянь малюнки й запиши, що роблять діти.



She is tidying up the room.



2 Виправ помилки.

- | | |
|--|---------------|
| 1) Tom is walk the pet at the moment. | walking _____ |
| 2) He usually walk the pet in the morning. | _____ |
| 3) Mum tidying up the flat every Saturday. | _____ |
| 4) Tina is do the washing up now. | _____ |
| 5) Dad fix things in our family. | _____ |
| 6) I never does the ironing. | _____ |

3 Дай відповіді на запитання.

- 1) Who tidies up your room? _____
- 2) Who does the ironing in your family? _____
- 3) Who does the cooking in your family? _____
- 4) Who fixes things in your family? _____
- 5) Who does the shopping in your family? _____
- 6) Who does the washing up in your family? _____

LESSON 3**1** Заповни пропуски питальними словами *What? Who? Where? Why? How?*

- | | |
|------------------------|--------------------------------------|
| 1) _____ is your name? | 4) _____ is sitting next to you now? |
| 2) _____ old are you? | 5) _____ are you doing now? |
| 3) _____ do you live? | 6) _____ are you learning English? |

2 Склади речення з поданих слів, щоб отримати діалог.

Mum: your/new/Is/it/Jane/friend,/?/

Jane: Yes,/meet/Mum,/Nichole./

Nichole: you,/Nice/to/Mrs Jones/meet./

Mum: Where/from,/you/Nichole/are/?/


Nichole: I'm/Paris/from./French/I'm./

3 Дай відповіді на запитання вправи 1.

- 1) _____
- 2) _____
- 3) _____
- 4) _____
- 5) _____
- 6) _____

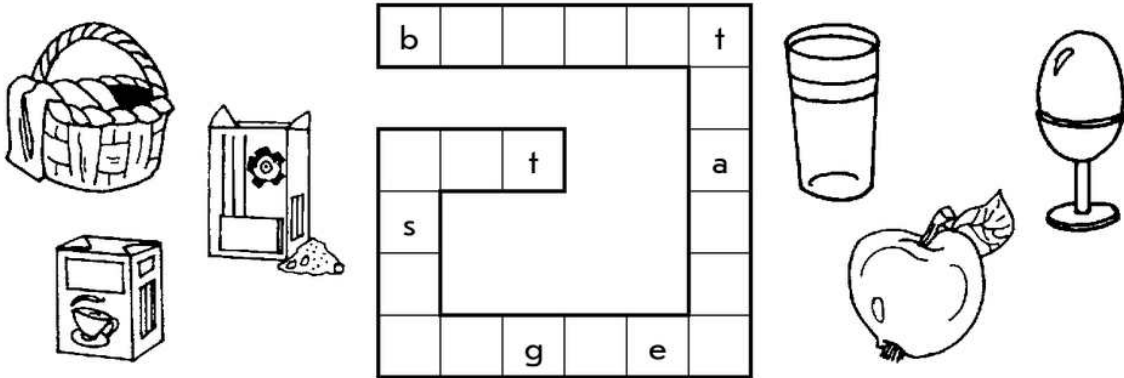
LESSON 4

1 Розглянь малюнок і запиши, які продукти ти бачиш на столі.



There is some soup on the table.

2 Розгадай чайнворд. Малюнки тобі допоможуть.



3 Встав is чи are.

- There _____ some flour in the kitchen.
- There _____ some sweets in the kitchen.
- There _____ some meat in the fridge.
- There _____ some cream in the fridge.
- There _____ some fish on the plate.
- There _____ some sandwiches on the table.

LESSON 5

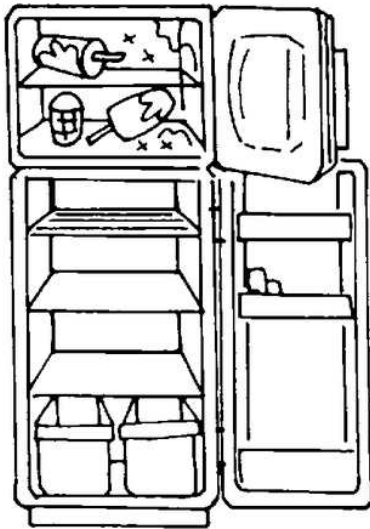
1 Знайди, обведи та выпиши сім назв продуктів харчування.

s	a	u	s	a	g	e	s
u	d	f	w	h	l	g	a
g	f	m	e	a	t	g	l
a	c	r	e	a	m	l	t
r	s	f	t	s	f	l	m
t	u	l	s	a	s	h	n

2 Постав речення в заперечну форму.

- 1) There is some oil. There isn't any oil.
- 2) There are some sandwiches. _____
- 3) There is some flour. _____
- 4) There are some oranges. _____
- 5) There is some juice. _____
- 6) There are some toasts. _____

3 Намалюй п'ять продуктів, які б ти хотів мати у своєму холодильнику. Склади по п'ять речень про ті продукти, які є в твоєму холодильнику, і ті, яких немає.



- 1) There is some ice-cream in my fridge.
There isn't any soup in my fridge.
- 2) _____
- 3) _____
- 4) _____
- 5) _____
- 6) _____

LESSON 6

1 Встав some чи any.

- 1) There is _____ rice.
- 2) There aren't _____ oranges.
- 3) Is there _____ chicken?
- 4) There aren't _____ apples.
- 5) There is _____ food.
- 6) Are there _____ eggs?
- 7) There are _____ toasts.

2 Розглянь малюнок і виправ твердження.



- 1) There are two baskets. No! There is one basket.
- 2) There are four children. _____
- 3) There is one girl. _____
- 4) There are two boys. _____
- 5) There are six cucumbers. _____
- 6) There is one tomato. _____
- 7) There are ten sandwiches. _____
- 8) There isn't any juice. _____
- 9) There are five eggs. _____
- 10) There is one banana. _____

3 Вибери й обведи правильну відповідь до поданих реплік.

I'm thirsty!

Let's have some pizza.
Let's drink some juice.

I'm hungry!

Let's have some soup.
Let's drink some water.

I'm cold!

Let's have some ice-cream.
Let's drink some hot tea.

O-o-ups, we haven't got any food.

Let's go to the cinema.
Let's go shopping.

LESSON 7

1 Розглянь малюнки й заповни пропуски поданими словами.

a bar

a pack

a can

a bottle

a jar

a bag

a carton



of butter



of cola



of jam



of oil



of chocolate



of milk



of flour

2 Склади діалог із поданих реплік.

Here you are.
Anything else?

No, I don't want any oranges. We have
some at home. Thank you. Good-bye!



Well, I also
want two lemons.

Hello.

Sorry, we haven't got any lemons,
but we have some oranges.

Bye!

Hello, Bill. What
do you want today?

I want a pack of tea
and a bag of sugar.

Bill: _____
 Seller: _____
 B: _____
 S: _____
 B: _____
 S: _____
 B: _____
 S: _____

3 Прочитай діалог завдання 2 і дай відповіді на запитання.

- 1) Where's Bill? _____
- 2) What does he want to buy? _____
- 3) Are there any bags of sugar in the shop? _____
- 4) Are there any packs of tea in the shop? _____
- 5) Are there any lemons in the shop? _____
- 6) Are there any oranges in the shop? _____

LESSON 8

1 Поєднай речення з відповідним малюнком.



- There is some chocolate.
- There is a cup of coffee.
- There are two bags of sugar.
- There is some coffee in the cup.
- There is a bar of chocolate.
- There is some oil in the bottle.



2 Розглянь малюнок і запиши, які продукти харчування є на столі.



There is some water in the bottle.

3 Доповни малюнок вправи 2 відповідно до інструкцій.

Draw a pack of butter on the table.

Draw a jar and some tomatoes in the jar.

Draw a glass and some orange juice in the glass.

Draw a can of fish on the table.

Draw three apples on the table.

LESSON 9

1 Встав *a/an, any* чи *some*.

- 1) We have got _____ oranges.
- 2) There isn't _____ bread.
- 3) I want _____ bar of chocolate, please.
- 4) Let's drink _____ apple juice.
- 5) Have _____ apple!
- 6) Have you got _____ sausages?

2 Склади речення з поданих слів.

1) sometimes/tidies up/Nina/the room/.
 Nina sometimes tidies up the room.

2) Jack/flowers/usually/in/waters/the evening/.

3) does/often/Mary/after/the washing up/supper/.

4) sweeps/never/My/the floor/little brother/.

5) can/a toaster/fix/My Dad/.

6) on Sunday/cooks/a chicken/Mum/always/.

3 Розглянь малюнки й доповни діалог.



— Hello! Tom is speaking!

— Hello, Tom! It's uncle John. Can I speak to your Mum?

— No, she is busy.

— What is she doing?

— She is _____.

— What about your Daddy?

— He is busy too.

— What is he doing?


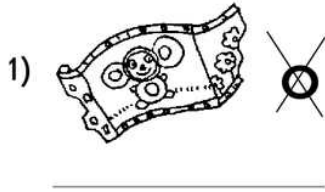
— He is _____.

— Well, maybe I can talk to your sister.

— No, sorry. She is _____. And my brother _____ . You can talk only to me!

LESSON 10

1 Розгадай шаради.



2 Вибери правильне слово й заповни пропуски в реченнях.

- 1) Children must help Mum _____ the house. (*of; about; with*)
- 2) We usually go _____ on Saturday. (*shopping; ironing; cooking*)
- 3) There are three _____ of jam on the shelf. (*bars; bags; jars*)
- 4) Look! There _____ some money on the table. (*is; isn't; are*)
- 5) There _____ any water in the bottle. (*is; isn't; are*)

3 Склади лист другові про домашні обов'язки у твоїй родині. Використай слова й словосполучення з рамки.

help Mum about the house	do the ironing	go shopping	fix things
tidy up the room	water the flowers	feed and walk the pet	do the washing up

LESSON 1

1 Прочитай діалог і заповни пропуски поданими словами.

where

meet

live

this

German

nice

Hi

— Ingrid, _____ is my sister Sally.

— Hello, Sally. Nice to _____ you.

— _____, Ingrid. _____ to meet you too. _____ are you from?

— I _____ in Berlin. I'm _____.

— Welcome to London, Ingrid!

2 Вибери й обведи правильну форму займенника.

1) Nice to meet you /your.

2) Give my/me that orange, please.

3) Bill is nice. I like her/him.

4) Jane is nice. I like her/him.

5) They are nice. I like they/them.

6) Look at we/us: we/us are sitting on the grass.

3 Розглянь малюнки й склади речення за зразком.



Simon, brother

Look at him! He is my brother.
His name is Simon.



Linda, sister

Look at _____



Mr and Mrs Roberts, parents



Chelsie, dog

LESSON 2

1 Які з поданих слів відповідають малюнкам? Заповни пропуски.

city

cars

floor

town

flat

church

home

trees

country

garden


goose

house


cafés



h _____



f _____



g _____



in the c _____



in the t _____



in the c _____

2 Вибери й впиши правильний варіант закінчення речення.

1) Mum usually cooks in the kitchen. (bedroom; kitchen)

2) English people like tea with _____. (milk; ice)

3) There are a lot of big houses, shops and cars in the _____.
(city; country)

4) A big town is called a _____. (city; country)

5) In the city the houses are _____. (tall; small)

6) In the country the houses are _____. (tall; small)

3 Підбери й запиши запитання до поданих відповідей.

Do you live in a town
or in the country?

What rooms are
there in your flat?

Do you live in a house
or in a flat?

Is it big
or small?

What's
your city like?

- _____
- I live in Kharkiv. It's a city.
- _____
- It is a big and beautiful city.
- _____
- In a flat.
- _____
- It's small.
- _____
- There is a living room, a bedroom, a bathroom and a kitchen.


LESSON 3

1 Розглянь малюнок. Запиши в речення прийменник з рамки, що відповідає змістові малюнка. Прочитай речення.

behind

above

in the
middle of



between

in the
corner

around

- 1) The sofa is _____ the armchairs.
- 2) The bookshelf is _____ the sofa.
- 3) The cat is _____ the sofa.
- 4) There is a TV _____ of the room.
- 5) There is a table _____ of the room.
- 6) There are chairs _____ the table.

2 Доповни малюнок завдання 1 відповідно до інструкцій і дай відповіді на запитання.

Draw a blue ball in an armchair. Draw a red ball on the table. Draw a yellow ball under a chair. Draw a green ball on the bookshelf. Draw an orange ball in front of the TV.

- 1) Is there a dog in the room? _____
- 2) Are there any flowers on the table? _____
- 3) How many armchairs are there in the room? _____
- 4) Is there a bookshelf above the TV? _____
- 5) Is there a picture behind the sofa? _____
- 6) How many balls are there in the room? _____

3 Намалюй свою кімнату й склади речення про предмети, які там розташовані.



There is a carpet in the middle of the room.

LESSON 4


1 Склади слова з поданих літер. Малюнки тобі допоможуть.



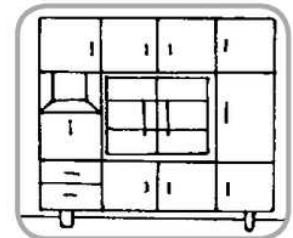
erplecifa
fireplace



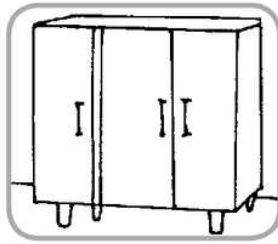
rrroim




llah



upbarocd



darrwoeb




oseobakc



escth fo aredwsr

2 Розфарбуй малюнок відповідно до інструкцій.



Colour the A-words (words beginning with the letter A) grey. Colour the B-words yellow. Colour the C-words orange. Colour the F-words red. Colour the M-words black. Colour the S-words green. Colour the T-words brown. Colour the W-words blue.

3 Розташуй репліки діалогу у правильній послідовності.

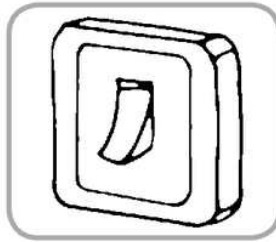
- You are lucky. Your flat is really comfortable.
- Well, it is not small. There are two bedrooms, a living room, a bathroom and a kitchen.
- 1 — Hello, Mark. You know, we've got a new flat in Donezk.
- Is there a hall in your flat?
- Oh, yes. We all like it.
- What is it like? Is it big or small?
- Yes, there is.

LESSON 5

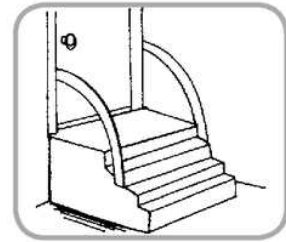
1 Заповни пропуски в словах. Малюнки тобі допоможуть.



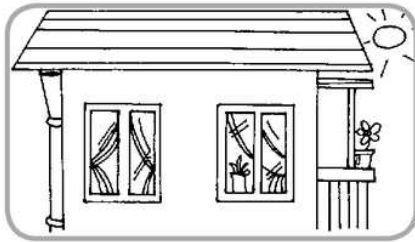
k e y




l _ h _ sw _ _ _



s _ _ _ rs



_ _ _ s a _ _ s



d _ n _ _ _ r _

2 Розглянь таблицю і дай відповіді на запитання.

	downstairs	upstairs
bathroom	+	+
bedroom	-	+
living room	+	-
hall	+	-
kitchen	+	-

- 1) Is there a bathroom downstairs? Yes, there is.
- 2) Is there a bedroom downstairs? _____
- 3) Is there a living room downstairs? _____
- 4) Is there a hall downstairs? _____
- 5) Is there a kitchen downstairs? _____

- 6) Is there a bathroom upstairs? _____
 7) Is there a bedroom upstairs? _____
 8) Is there a living room upstairs? _____
 9) Is there a hall upstairs? _____
 10) Is there a kitchen upstairs? _____

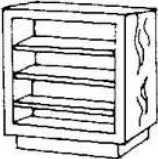
3 Прочитай текст. Замість малюнків запиши слова.

This is my room. The green  carpet _____ is in the middle of

it. There is a  _____ and a  _____ near

the bed. The  _____ is next to the chest of drawers,

and there are some  _____ around the table. There is no


 _____ in my room, all the books are on the

 _____ above the table. There is a  _____

and a  _____ on the wall near the door.

LESSON 6

1 Розглянь малюнок і закінчи речення.



- Number 1 is a fridge
- Number 4 is a _____
- Number 2 is a _____
- Number 5 is a _____
- Number 3 is a _____
- Number 6 is a _____

2 Запиши слова, протилежні за значенням виділеним.

- 1) My brother's room is **upstairs**. downstairs
- 2) I live in a **big** flat. _____
- 3) The living room is **downstairs**. _____
- 4) This house is **new**. _____
- 5) **Switch on** the washing machine. _____
- 6) **Open** the window. _____

3 Підбери до малюнків речення та запиши їх.

Turn off the gas!


Switch on the light!

Close the fridge!

Turn on the gas!

Switch off the microwave oven!

Switch on the washing machine!





LESSON 7

1 Запиши в кожен рядок по три числівники.

- 1) twenty, thirty, forty, _____, _____, _____.
- 2) one, three, five, _____, _____, _____.
- 3) nineteen, eighteen, seventeen, _____, _____, _____.

2 Розглянь малюнки й склади діалоги за зразком.




Jane

— It's my birthday today.
 — Or, really? How old are you?
 — I'm thirteen.
 — Happy birthday, Jane!

— _____
 — _____
 — _____
 — _____



Peter



Mr Richards

— _____
 — _____
 — _____
 — _____
 — _____



Mrs Blair

- 3 З правого стовпчика підбери закінчення до побажань на день народження, початок яких — у лівому стовпчику. З'єднай їх.

Happy	day.
Many happy returns of the	happiness.
I wish you every	world.
Here's a great big kiss for the nicest person in the	birthday.

LESSON 8

- 1 Розподіли подані назви предметів на три групи залежно від того, у якій кімнаті ці предмети знаходяться: у вітальні, ванній кімнаті чи в кухні.

washing machine armchair bookcase dishwasher micro-wave oven
 bath cooker sofa chest of drawers toilet TV set shower
 fridge

In the living room: _____

In the bathroom: _____


In the kitchen: _____

- 2 Замість малюнків у тексті встав слова. Прочитай текст.

Susan lives in Newcastle. It's a big city in England. Sue lives in a flat. There are three rooms.


In the living room there are two comfortable _____  armchairs and


there is a  _____ between them. There's also a

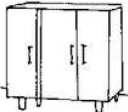
 _____ in the corner. Sue and her parents like to sit in the

living room and watch TV or read. Sue's room is small, but nice. There's



a  _____ to sleep on, a  _____ for some

small clothes like socks and a table with a  _____ to do homework

or paint. Sue has her books in the  _____ and her clothes

are in the  _____. Opposite Sue's room is her parents'

bedroom, but we won't look at it. Sue's mother cooks in the kitchen. She cooks on the

 _____ or in the  _____. She keeps






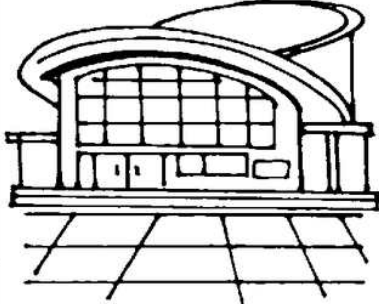
the food in the  _____ and does the washing up in the

 _____.

Susan likes her flat and she often says "There's no place like home".

LESSON 1

1 Розглянь малюнки і підпиши назви будівель.

 <p>m u s e u m</p>	 <p>th _____</p>	 <p>c _____ h _____</p>
<p>Hill Street</p>		
 <p>c _____</p>	 <p>g _____</p>	 <p>c _____</p>

2 Розглянь малюнки вправи 1 ще раз і дай відповіді на запитання.

- 1) What is between the museum and the concert hall? The theatre is.
- 2) What is opposite the museum? _____
- 3) What is opposite the concert hall? _____
- 4) What is between the cinema and the circus? _____
- 5) What is next to the theatre and opposite the cinema? _____

- 6) What is next to the gallery and opposite the concert hall? _____

3 Вибери й обведи правильне слово.

- 1) To go *downtown/uptown* means to go to the centre of the city.
- 2) To go *downtown/uptown* means to go away from the centre of the city.
- 3) *Left/right* hand is the "hello" hand.
- 4) The centre of the town is usually in the *middle/corner* of it.
- 5) To be opposite the bus stop is to be *in front of/behind* it but usually on the other side of the road.

LESSON 2

1 Постав репліки діалогу в правильному порядку.



- Which bus should we take to get to the cinema?
- You should take number 5 bus.
- Let's get off at the next stop.
- Where must we get off?
- 1 Here's the bus stop.

2 Вибери й впиши правильний варіант слова.

- 1) We should buy a bus pass. (*book; pass; passport*)
- 2) Here _____ the bus stop. (*is; am; are*)
- 3) Let's _____ off at the next stop. (*take; get; go*)
- 4) Don't _____ the number 5 bus. It doesn't go there. (*take; get; go*)
- 5) Go to a _____ — you can buy there any book you like. (*gallery; bookshop; shop*)

3 Розглянь малюнки й склади речення до них. Використай подані словосполучення.



close/window

You should close the window.



turn off/water



call/doctor



buy/bus pass

LESSON 3

1 Розглянь план міста й заповни пропуски в діалозі.

Supermarket	'Paris' Café	Green Street	Concert Hall		
START			Hill Street		Odeon Cinema
			Park	Circus	


- 1) — Excuse me! Could you tell me how to get to the Odeon cinema?
— Go _____. The cinema is at the _____ of Hill Street.
- 2) — Can you help me, please? How can I get to the circus?
— Go _____ Hill Street. _____ Green Street and turn _____. The circus is on your _____.
- 3) — Excuse me!
— Yes, can I help you?
— Is there any café here?
— Go _____ Hill Street. Turn _____. There is the 'Paris' café.

2) Вибери й обведи правильне слово.

- 1) First /then think first / then do.
- 2) When you cross the street in Ukraine first look *right/left* then *right/left*.
- 3) Go straight *along/ahead*.
- 4) Go *along/ahead* the street.
- 5) How can I *get/way* to the supermarket?
- 6) Is your school *far/between* from your house?


3) У правому стовпчику знайди кінцівки речень, початок яких — у лівому. З'єднай їх.

You should cross the street	look right then left.
You can cross the street	when the light is red.
You should stop	at the crossing.
When you cross the street in Ukraine you should first	when the light is green.
When you cross the street in England you should first	look left then right.




LESSON 4

1 Розглянь малюнки й порівняй тварин.



tall


The giraffe is taller than
the crocodile.



big



fat



small

2 Вибери й обведи правильну відповідь.

Which is the biggest?

- a) car b) bus c) bike

Which is the tallest?

- a) man b) giraffe c) elephant

Which is the smallest?

- a) town b) village c) city


Which is the fattest?

- a) rabbit b) bear c) fox

Which country is the nearest to Ukraine?

- a) the USA b) Great Britain c) Canada

3 Розглянь малюнок і дай відповіді на запитання.



Sally

Dan

Toby

Emma

Alan

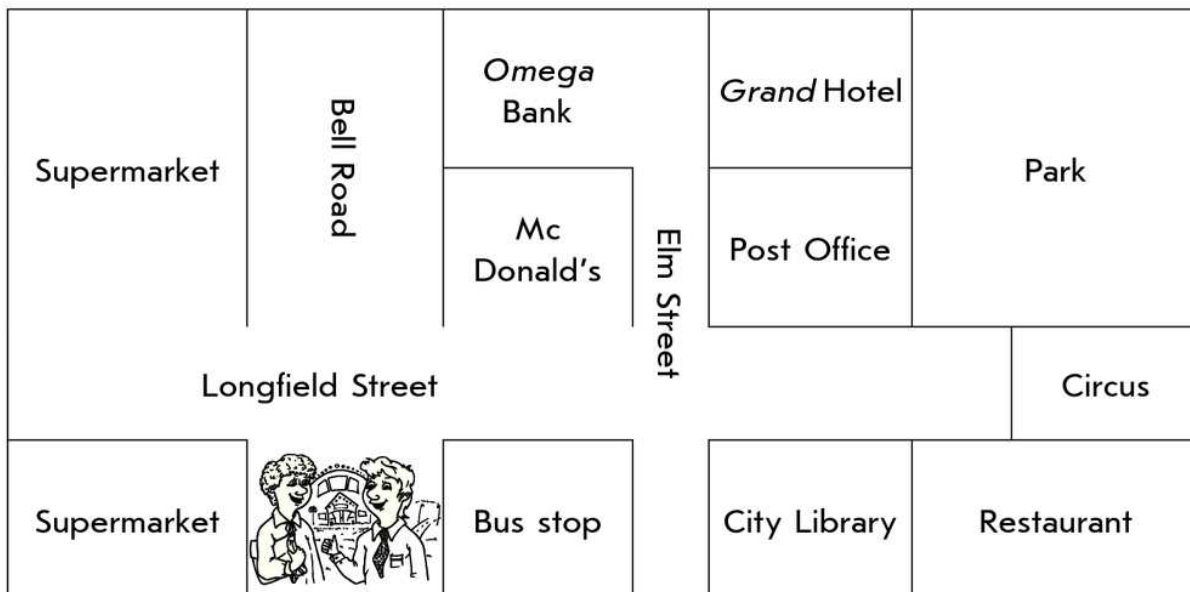
- 1) Who is the fattest? _____
- 2) Who is the thinnest? _____
- 3) Who is the oldest? _____
- 4) Who is the youngest? _____
- 5) Who is the tallest? _____

LESSON 5

1 Знайди, обведи та выпиши шість знайомих тобі слів теми «Місто».

h	p	x	o	h	s	f	l	s	u
p	o	s	t	o	f	f	i	c	e
a	q	r	e	t	w	b	b	n	m
k	l	t	h	e	a	t	r	e	d
f	h	g	j	l	e	b	a	n	k
s	e	q	k	f	a	d	r	f	g
a	g	a	l	l	e	r	y	c	b

2 Розглянь план міста й заповни пропуски в діалозі поданими словами.



road

right

left

along

ahead

— Excuse me! Could you tell me where the *Grand Hotel* is?

— Yes, certainly. First go straight _____ and turn _____ at the bus stop. Then go _____ Longfield Street to the City library. After that you should turn _____ and cross the _____. The *Grand Hotel* is at the end of this street on the right.

— Thank you very much.

— You are welcome.

3 Розглянь план міста із завдання 2 і допоможи перехожому знайти цирк.

— Excuse me! Could you tell me where the circus is?


— Yes, certainly. First _____

— Thank you very much.

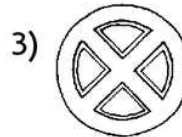
— You are welcome.

LESSON 6

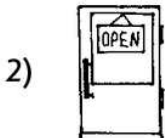
1 Розглянь малюнки й прочитай твердження. Вибери й обведи правильний варіант модального дієслова.



You *can/can't* cross the road here.



You *can/mustn't* stop here.



You *can/must* come in.



You *can/can't* stop here.

2 Запиши слова, протилежні за значенням виділеним.


- 1) Excuse me! I can't find the **entrance**. exit
- 2) The post office should be **closed** now. _____
- 3) Go to the end of the street and turn **left**. _____
- 4) You should **pull** the door. _____
- 5) Is the library **open**? _____
- 6) **Exit** is this way. _____

3 а) Розглянь перший малюнок. Що матуся наказує робити Оскару й Едді? Склади речення, використовуючи подані словосполучення.

switch off
the computer

do the
homework

switch
off the TV



tidy up
the room

water
the flowers

sweep
the floor

You must tidy up the room.

б) Розглянь другий малюнок. Що означають оголошення на дверях дитячої кімнати Оскара й Едді? Вибери й обведи правильне слово.



You *must*/*mustn't* come in.

You *should*/*shouldn't* open the door.

Parents *can*/*can't* enter the room.

The dog *can*/*must* bite you.

LESSON 7

1 Розглянь малюнок і підпиши назви будівель.

<p>t o w e r</p>	<p>s _____</p>	<p>p _____</p>
Hill Street		
<p>b _____</p>	<p>s _____</p>	<p>u _____</p>

2 Прочитай речення й запиши словами подані числівники.

Do you know that...

- 1) there are 600 six hundred rooms in Buckingham Palace.
- 2) the White House, the home of the US President, has got 3 _____ floors and more than 100 _____ rooms.
- 3) the Empire State Building in New York is about 400 _____ metres high.
- 4) the Yangpu Bridge in China is about 600 _____ metres long.
- 5) the river Nile is about 7,000 _____ kilometres long and it is the longest river in the world.
- 6) About 47,000,000 _____ people live in Ukraine.
- 7) About 8,000,000 _____ people live in London.

3 Заповни пропуски в таблиці.

comfortable	more comfortable	the most comfortable
strong	stronger	the strongest
beautiful		the most beautiful
tall	taller	
interesting		
weak		
		the most famous
	thinner	
good		

LESSON 8

1 Вибери з дужок і запиши правильне слово.

- 1) You should change (change; put on) your shirt — it's dirty.
- 2) You should _____ (do; make) your way to the National Gallery.
- 3) Don't _____ (come in; pass) St Paul's Cathedral — it is the most wonderful classical church in Britain.
- 4) The monument to Admiral Nelson is called the Nelson _____ (Column; Tower).

2 Склади з поданих слів і запиши словосполучення — назви визначних місць Лондона.

Abbey

Square

Westminster

Tower

Cathedral

Regent's

Trafalgar

Park

Bridge

St Paul's

Big

Ben

- 1) _____
- 2) _____
- 3) _____
- 4) _____
- 5) _____
- 6) _____

3 Заповни пропуски в реченнях, використовуючи словосполучення завдання 2.

- 1) _____ is a famous clock in London.
- 2) In _____ there is the Zoo.
- 3) _____ is the most famous bridge in London. From it we can see the Tower of London.
- 4) _____ is the most wonderful classical church in Britain.
- 5) _____ is one of the oldest royal churches.
- 6) In the centre of _____ there is the monument to Admiral Nelson.

LESSON 9

1 Які твердження правильні (+), які ні (-)?

- 1) London is bigger than Kyiv.
- 2) London is the biggest city in Great Britain.
- 3) London is the biggest city in the world.
- 4) Millennium Bridge is older than Tower Bridge.
- 5) Tower Bridge is the most famous bridge in London.
- 6) London underground is the youngest in the world.
- 7) Westminster Abbey is the most wonderful classical church in Britain.

2 Склади речення за таблицею.

Taras wants to visit	National Gallery	because it	is the famous place where six streets meet.
	Tower Bridge		is the oldest building in London.
	the Tower of London		has got a fine collection of paintings.
	Piccadilly Circus		is a very old and famous bridge.
	Buckingham Palace		is the place where the Queen lives.

3 Використовуючи слова з рамки, напиши, які місця Києва ти хотів би відвідати? Чому?

The Historical Museum

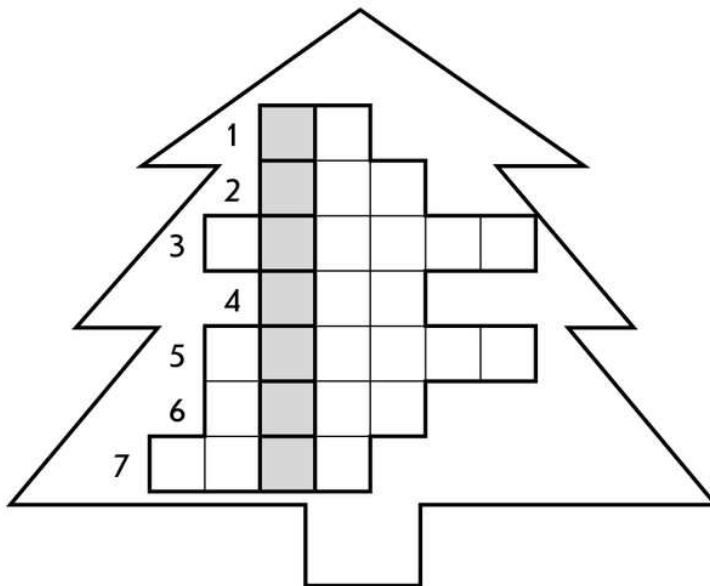
Kyiv-Pechersk Lavra

Askold's Grave

St Andrew's Church

The Golden Gates


3 Розв'яжи кросворд і знайди сховане слово.




- 1) Opposite of "yes".
- 2) We can hear with it.
- 3) 20.
- 4) You say that when you agree.
- 5) The colour of the sun.
- 6) You play football with it.
- 7) It sits on a tree and sing songs.

LESSON 1


1 Розглянь годинники й заповни пропуски в діалогах.




- What time is it now?
— Just a minute. It's five past one.




- What time is it now?
— Just a minute. It's _____.



- What time is it now?
— Just a minute. It's _____.



- What time is it now?
— Just a minute. It's _____.



- What time is it now?
— Just a minute. It's _____.

2 Вибери й обведи літеру правильного варіанта відповіді на запитання.

Would you like to go to the circus?

- a) I love to. b) I'd love to. c) I'd love.

Where can we meet?

- a) At half past six. b) Outside the cinema. c) Yes, we can.

What time can we meet?

- a) At half past five. b) Five. c) Yes, we can.

What time is it now?

- a) At ten to four. b) It's ten to four. c) It ten to four.

3 Склади діалог із поданих реплік.

We can meet outside the concert hall at quarter to seven.

Hello, Sally!
It's David.

At seven.

I'd love to. What time does the concert start?

What time can we meet?

Great!

Hello, David.

Would you like to go to the concert with me tonight?

David: _____

Sally: _____

D: _____

S: _____

D: _____


S: _____

D: _____

S: _____

LESSON 2

1 Порівняй зображене на малюнках і заповни пропуски в реченнях.



A banana is sweeter (sweet) than a lemon.

Cinderella is _____ (beautiful) than her sister.



Ted is _____ (tall)
than Bob.

Mary is _____ (fat)
than Cindy.

2 Прочитай твердження й вислов згоду чи незгоду. Вислов свою думку щодо твердженнь, з якими ти не погоджуєшся.

1) A plane is faster than a car.

I quite agree on that.

2) Sylvester Stallone is the best actor in the world.

I don't agree. I think Arnold Swarzenegger is the best actor.

3) London is bigger than Oxford.

4) Big Ben is the most famous clock in the world.

5) Chocolate ice-cream is tastier than vanilla ice-cream.

6) A bear is the tallest animal.

7) A fruit salad is tastier than a vegetable salad.

8) June is the hottest summer month.

3 Дай відповіді на запитання, починаючи з *I think*.

- 1) What is the most interesting lesson? I think English is the most interesting lesson.
- 2) What is the most beautiful town/city in Ukraine? _____
- 3) Who is the tallest in your class? _____
- 4) Who is the shortest in your class? _____
- 5) Who is the oldest in your class? _____
- 6) Who is the youngest in your class? _____

LESSON 3

1 Заповни пропуски в діалозі поданими словами.

thanks

some

like

thirsty

else

chocolate

would

welcome

delicious

Waiter: _____ to our café! What _____ you like to have?

Kate: I'm _____. How about some orange juice?

Jane: Two orange juices, please.

W: Would you _____ some ice-cream?

K: Yes, we'd like _____.

J: What ice-cream have you got?

W: Fruit, _____ and vanilla.

K: I think chocolate ice-cream is _____.

J: I agree.

W: Anything _____?

K: No, _____.

2 До поданих прикметників підбери слова, близькі за значенням.

lovely — _____

good — _____

delicious — _____


bad — _____

3 Запиши грошові одиниці словами.


1 p = one pence £10 = _____
 5 p = _____ £20 = _____
 50 p = _____ £50 = _____
 £1 = _____ £100 = _____

LESSON 4

1 Розглянь малюнки й запиши назви магазинів.



2 Прочитай речення. Які предмети вони описують? Розглянь малюнки й запиши біля визначення відповідну назву предмета.



- 1) We usually wash our hair with it. shampoo
- 2) We usually wash our hands with it. _____
- 3) We usually clean our teeth with it. _____
- 4) A doctor gives it to us when we are not well. _____
- 5) We can read about the news in it. _____

3 Заповни пропуски в діалогах.

- 1) — Where can I buy a newspaper?
— You can buy it at the _____.
- 2) — Where do they sell bread?
— They sell it at the _____.
- 3) — Where can I buy a _____?
— You can buy it at the chemist's.
- 4) — Where do they sell _____?
— They sell it at the butcher's.

LESSON 5

1 Склади словосполучення з поданих слів.

department Oxford Street Place Garden
store Market Covent department shoe

department store,

2 Познач правильне речення «галочкою» (✓).

- | | |
|--|--|
| 1) <input type="checkbox"/> How much are this suit? | 4) <input type="checkbox"/> That magazine is £2. |
| <input checked="" type="checkbox"/> How much is this suit? | <input type="checkbox"/> Those magazine is £2. |
| 2) <input type="checkbox"/> How much are these jeans? | 5) <input type="checkbox"/> They are £30. |
| <input type="checkbox"/> How many are these jeans? | <input type="checkbox"/> They is £30. |
| 3) <input type="checkbox"/> How much are this books? | 6) <input type="checkbox"/> This T-shirt £5 is. |
| <input type="checkbox"/> How much are these books? | <input type="checkbox"/> This T-shirt is £5. |

3 Встав *What, Where, When* чи *Why*.

- 1) — _____ is the famous tourist centre in London?
— Covent Garden is.
- 2) — _____ is a historic Market Place?
— In Covent Garden.
- 3) — _____ do tourists like to buy?
— Souvenirs.
- 4) — _____ can I buy a souvenir?
— At the market.
- 5) — _____ do you want to buy this vase?
— Because I like it.

LESSON 6

1 Прочитай інформацію про те, що потрібно Білу. Заповни пропуски в діалозі.



size 32
colour red or yellow
price £10 — £15

Seller: Can I help you?

Bill: Yes, I'd like a _____, please.

S: What size?

B: _____, I think.

S: What colour would you like? We have blue, red and yellow.

B: _____ or _____.

S: First try the red one on.

B: How much is it?

S: It's £20.

B: No, it's too _____. I want something cheaper.

S: The yellow T-shirt is only £14. It's the cheapest in the shop.

B: Can I try it on?

2 До поданих прикметників підбери слова, протилежні за значенням.

expensive — _____

outside — _____

heavy — _____

big size — _____ size

wonderful — _____

short — _____

3 Розглянь малюнки й порівняй предмети.




(cheap)

The T-shirt is cheaper than the trainers.



(expensive)



(light)



(comfortable)



(big) _____

LESSON 8

1 Знайди, обведи та випиши п'ять знайомих тобі слів уроку.

l	c	u	w	e	b	t	b
j	c	f	z	n	r	w	a
p	o	s	t	c	a	r	d
s	m	a	x	o	m	t	g
d	i	j	n	i	a	h	e
l	c	c	m	n	i	t	f
p	s	t	a	m	p	q	s

3 Доповни діалог поданими репліками.

This one
is cheaper.

Yes, we have.

Here you are.

Certainly. This is our
best postcard with Paris.

It's £3.

— Have you got any postcards with capitals of the world?

— _____

— Can you show me the postcard with Paris?

— _____

— How much is it?

— _____

— Oh, it's very expensive.

— _____

— But it's worse. OK. I take the more expensive one.

— _____

— Thank you.


2 Вибери з дужок і впиши правильний варіант.

- 1) You can't send a letter without a stamp. (*badge; stamp*)
- 2) A person who collects things is a collector. (*collection; collector*)
- 3) The theme of this collection is "Famous People". (*theme; size*)
- 4) We can buy postcards at the newsagent's or at the post office. (*postcards; coins*)
- 5) We can't buy coins at the newsagent's or at the post office. (*postcards; coins*)
- 6) You can walk and listen to the music with a walkman. (*walkman; TV*)

LESSON 9

1 Уяви, що ти проводиш канікули в Києві (Харкові, Львові). Напиши листа батькам.

2 Вибери і впиши у кросворд чотири слова з поданих.



- | | | |
|---------|----------|---------|
| coin | postcard | stamp |
| theatre | badge | gallery |
| | cinema | |
| small | | place |

3 Прочитай тексти листів і з'єднай їх з відповідними малюнками.

Dear Mum and Dad!
This is a great place. No noise.
The air is very clear. The plants
and flowers are beautiful. Every
morning I go swimming in the
river. Sometimes I help Grandpa
on the farm, but not often.
Love,

Vicky



Dear Mum and Dad!
I'm having a great time here.
The city is beautiful. There
are so many things to see:
museums, galleries, theatres,
cinemas, shops and cafés. I've
got some souvenirs for you.
See you soon.

Alex



Dear Mum and Dad!
I'm OK, but I don't like my
holidays very much. The sea
is cold, so I don't go swimming
very often. Sometimes I go
for a walk in the town, but it's
small and boring.
I want to go home!

Anny



LESSON 1

1 Поєднай кількісні числівники з відповідними порядковими.

one	the second
two	the fifth
three	the twenty-sixth
four	the fiftieth
five	the first
eight	the one hundredth
twenty-six	the eighth
thirty-nine	the eightieth
fifty	the thirty-ninth
eighty	the fourth
one hundred	the third

2 Прочитай листа й заповни пропуски дієсловами *was* чи *were*.

Dear Kelly,

I _____ at the circus on Sunday. It _____ very interesting!

There _____ two funny clowns. Their noses _____ red and their hair _____ orange. There _____ many animals too. I _____ happy!

Where _____ you on Sunday?

Love,
Mary

3 Прочитай текст завдання 2 ще раз і дай відповіді на запитання.

1) Where was Mary on Sunday?

2) How many clowns were there?

3) What colour were the clown's noses?

4) What colour was the clown's hair?

5) Who was happy?

LESSON 2

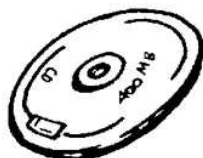
1 Розглянь малюнки. Чи всі із зображених предметів існували сто років тому? Склади діалоги за зразком.



coin

— Were there coins 100 years ago?

— Yes, there were.



CD

— Were there CDs 100 years ago?

— No, there were not.



stamp

— Were there _____ 100 years ago?

— _____



walkman

— _____ 100 years ago?
 — No _____



bicycle

— _____ 100 years ago?
 — _____



iron

— _____
 — _____

2 Встав *was* чи *were*.

- 1) — _____ you at the cinema yesterday?
 — Yes, I _____ .
 — _____ the film interesting?
 — No, it _____ not. It _____ long and boring.
- 2) — Where _____ you last week?
 — We _____ in the country.
 — _____ the weather bad?
 — No, it _____ not. It _____ warm and sunny.

3 Дай відповіді на запитання.

- 1) Where were you at 8 o'clock in the evening?

- 2) How old were you in 2000? _____
- 3) Where was your last birthday party?






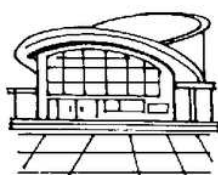




- 4) What day was it yesterday? _____
- 5) Was the weather warm yesterday? _____

LESSON 3

1 Познач правильні речення «галочкою» (✓).

- | | |
|--|--|
| 1) <input checked="" type="checkbox"/> The film was interesting. | 4) <input type="checkbox"/> Our room was on the third floor. |
| <input type="checkbox"/> The film were interesting. | <input type="checkbox"/> Our room on the third floor. |
| 2) <input type="checkbox"/> Jane and Vicky was in a café. | 5) <input type="checkbox"/> Where were you yesterday? |
| <input type="checkbox"/> Jane and Vicky were in a café. | <input type="checkbox"/> Where was you yesterday? |
| 3) <input type="checkbox"/> Jack was at the cinema last Sunday. | |
| <input type="checkbox"/> Jack is at the cinema last Sunday. | |

2 Розглянь малюнки й запиши, де вчора були діти.

Bob			library
Donna			cinema
Toby and Steve			circus
Mark and Jane			theatre
Sally and Mary			museum

Note: Lines connect Bob to the library, Donna to the cinema, Toby and Steve to the theatre, Mark and Jane to the museum, and Sally and Mary to the circus.

- 1) Bob was at the library yesterday. _____
- 2) _____.
- 3) _____.
- 4) _____.
- 5) _____.

3 Розглянь малюнки вправи 2 ще раз і дай відповіді на запитання.

- 1) Was Bob at the library? _____
- 2) Were Toby and Steve at the cinema? _____
- 3) Who was at the museum? _____
- 4) Where were Mark and Jane? _____
- 5) Were Sally and Mary at the theatre? _____

LESSON 4

1 Розташуй подані слова у три стовпчики відповідно до читання закінчення *-ed*.

- cleaned phoned helped painted opened
 invited enjoyed phoned visited wanted
 worked washed collected liked

[t]	[d]	[ɪd]

2 Вибери й запиши правильний варіант.

help
helps
helped

Jim helps his Dad every Saturday.

Jim _____ his Dad last Saturday.

Can I _____ you?

visit
visits
visited

I want to _____ Buckingham Palace.

I _____ the Tower of London yesterday.

Kate _____ her granny every week.

3 Заповни таблицю й запиши, що вчора робили діти. Що ти робив вчора?

	Peter	Annie	Tom	Cindy	Nick	I
phone friends		+				
watch TV	+					
play computer games					+	
listen to music			+			
cook				+		

Peter watched TV yesterday. Annie _____

Tom _____ . Cindy _____ .

Nick _____ . I _____ .

LESSON 5

1 Пригадай казку про русалочку на ім'я Аріель і встав у пропуски *could*, *couldn't*, *had*.

At the beginning of the story Ariel had no legs, but she _____ a tail.

So she _____ walk, but she _____ swim. She also

_____ sing very beautifully. Later Ariel asked Ursula to give her legs and take her voice instead. Then Ariel _____ legs, but she

_____ no tail. She _____ walk, but she _____ sing.

A sad story, isn't it?

- 2) Що ти міг робити в 5 років і що ти можеш робити зараз! Заповни таблицю і склади три речення за зразком.

	When I was five I could...	Now I can...
walk		
speak English		
ride a bike		
cook		
sing		
play golf		

- 1) I could talk when I was five and I can talk now.

- 2) I couldn't swim when I was five, but I can swim now.

- 3) I couldn't speak French when I was five and I can't speak French now.

- 3) Що в тебе було в 5 років з того, що в тебе є зараз? Заповни таблицю і склади три речення за зразком.

	When I was five I had...	Now I have...
a bike		
some books		
a lot of toys		
a pet		

- 1) I had a ball when I was five and I have a ball now.

- 2) _____
- 3) _____
- 4) _____

LESSON 6

1 Поєднай дієслова теперішнього часу із відповідною формою минулого часу.

make	decorated
can	had
decorate	got
get	invited
invite	made
enjoy	enjoyed
give	liked
like	could
have	gave

2 Прочитай текст і постав дієслово з дужок у формі минулого часу.

Bill invited (to invite) his friends to the teddy bear party last Saturday.
He _____ (to decorate) the house with teddy bear toys, posters and balloons.

Kate _____ (to make) a cake in the form of a bear. Nick _____ (to have) a teddy bear mask. Jane _____ (to give) everybody a teddy bear badge.

The children _____ (to enjoy) the party very much.

3 Дай відповіді на запитання за текстом завдання 2.

1) When did Bill invite his friends to the teddy bear party?

2) Who made a cake in the form of a bear?

3) What did Nick have? _____

4) Who gave everybody a teddy bear badge?

5) Did the children enjoy the party? _____

LESSON 7

1 Для дієслова теперішнього часу обведи літеру правильної форми минулого часу.

- come speak work
 a) comed came a) speaked b) spoke a) workt b) worked
- teach make have
 a) taught b) teached a) maked b) made a) had b) haved

2 Прочитай текст. Впиши дієслова минулого часу в один стовпчик, а теперішнього — у другий.

Dear Mum and Dad!

Here I am in the camp. I came here two days ago, but I have a lot of friends by now.

There are children from different countries in the camp and I speak English a lot. First I spoke very slowly. Now I think faster and speak better.

Here in the camp we play different games. We played football yesterday and my new friend Bill (he is from England) taught me to play golf.

I like the camp very much.

Love,

Oleh

Present	Past

3 Постав (+) біля правильних тверджень і (–) біля неправильних.

- 1) Oleh came to the camp yesterday.
 2) He has new friends.
 3) In the camp there are children who speak English.
 4) Oleh could speak English fast two days ago.
 5) Oleh could not play golf two days ago.
 6) Oleh taught Bill to play golf.

LESSON 8

1 Розглянь малюнки й заповни пропуски в діалогах.



John/listen to music

- Did John play computer games yesterday?
- No, he didn't. He listened to music.



Wendy/watch cartoons

- Did Wendy go to the cinema yesterday?

— _____



Alan/play football

- _____ Alan play tennis _____?


— _____



Martha/telephone a friend

- _____ cook dinner _____?

— _____



Willie/visit the museum

- _____ help his Dad _____?

— _____



Julia/water the flowers

- _____?

— _____

2 Запиши виділене слово правильно.

- 1) Did she **spoke** English very well? speak
 2) Did you **made** this cake? _____
 3) Jack **help** an old lady yesterday. _____
 4) We didn't **had** any ice cream in the café. _____
 5) **Do** you watch the game last night? _____
 6) They **do** not go to the theatre last Saturday. _____

3 Склади речення з поданих слів.

- 1) was/last year/Jane/at the seaside././

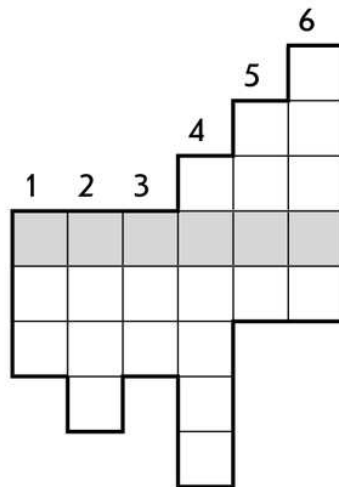
 2) Tim/breakfast/this morning/cooked././

 3) fixed/the day before yesterday/Dad/his car././

 4) didn't/her room/Rita/tidy/last week././

LESSON 9

1 Запиши форми минулого часу поданих дієслів і знайди «сховане» слово.



- 1) see
 2) come
 3) have
 4) buy
 5) take
 6) can

2 Склади запитання до поданих відповідей.1) Where did Toby go yesterday?

Toby went to the cinema yesterday.

2) When _____

Sam took these photos last summer.

3) What _____

Jane bought a dress at the department store.

4) How _____

Tim learnt this rule from my textbook.

5) Who _____

Sally had a birthday party on Saturday.

6) When _____

Mary visited her Grandma last week.

3 Познач правильне речення «галочкою» (✓).

- 1) I saw a lot of places of interest in London.
 I did see a lot of places of interest in London.
- 2) I go to the seaside last summer.
 I went to the seaside last summer.
- 3) Why did you bought this stamp?
 Why did you buy this stamp?
- 4) When did you last see a football match?
 When do you last see a football match?
- 5) Where did you be yesterday?
 Where were you yesterday?
- 6) Ann and Julie visited a museum last saturday.
 Ann and Julie visits a museum last saturday.
- 7) Nick likes playing computer games.
 Nick did like playing computer games.

LESSON 10

1 Розглянь малюнки й прочитай твердження до них. Біля правильних напиши *Yes*, біля неправильних — *No* та виправ їх.




Sandra listened to music yesterday.
No. She played computer games.



Barry washed his shirt last night.



Sarah cooked supper yesterday.



Denny tidied his room this morning.



Sue painted a picture last Sunday.

2 Заповни пропуски в діалозі поданими словами.

visited

studied

was

went

stayed

- How _____ your weekend?
— It was great! On Saturday I _____ to the cinema with Rick.
And on Sunday I _____ my cousins. What about you?
— Oh, it was terrible. I _____ at home and _____
for my test all the weekend.

3 Заповни пропуски в діалозі інформацією про себе.

- How was your weekend?
— _____.
— Did you go out or did you stay at home?
— _____.
— What did you do there?
— _____.
— Did you have a good time?
— _____.

4 Дай відповіді на запитання щодо минулої неділі.

- 1) What time did you get up last Sunday?

- 2) What did you have for breakfast?

- 3) Where did you go in the afternoon?

- 4) What was the weather like?

- 5) Were your parents at home in the evening?

- 6) What time did you go to bed?

LESSON 1

1 Запиши назви років словами.

- 1) 1624 sixteen twenty-four 4) 1999 _____
 2) 1783 _____ 5) 2000 _____
 3) 1856 _____ 6) 2005 _____

2 З'єднай ім'я письменника з назвою книги, яку він написав.

Daniel Defoe	"Treasure Island"
Jonathan Swift	"The Jungle Book"
Rudyard Kipling	"Robinson Crusoe"
James Matthew Barrie	"Gulliver's Travels"
Robert Luis Stevenson	"Winnie-the-Pooh"
Alan Alexander Milne	"Peter Pan"

3 Прочитай діалог. Заповни пропуски поданими словами.

English much Rudyard Kipling famous wrote
 welcome read children thank

IN A BOOK SHOP

- Hello! Can you show me some English books for _____ ?
 — Well, look. This is The Jungle Book.
 — Who _____ this book?
 — _____. He is a very _____ writer.
 — I _____ this book in Ukrainian.
 — So I think it will be interesting for you to read it in _____.
 — How _____ is it?
 — It's £5.99. Here you are.
 — _____ you very much.
 — You are _____ .

LESSON 2

1 Знайди й обведи назви шести професій. Дай відповіді на запитання.

s	d	g	j	k	l	o	u	g
p	y	t	s	r	e	r	a	f
o	u	y	p	t	w	f	r	b
r	i	u	a	y	r	y	t	a
t	l	k	c	d	i	h	i	c
s	c	i	e	n	t	i	s	t
m	q	h	m	r	e	m	t	o
a	t	j	a	r	r	k	l	r
n	y	k	n	f	s	a	f	h

1) Who writes books?

2) Who acts in films and plays?

3) Who paints pictures?

4) Who goes into space?

5) Who plays sports and games very well?

2 Запиши твердження правильно.

1) Michael Jordan was a famous scientist.

No! He was a famous sportsman.

2) Neil Armstrong was a famous actor.

3) Rafael was a famous writer.

4) Charlie Chaplin was a famous spaceman.

5) William Shakespeare was a famous sportsman.

6) Albert Einstein was a famous artist.

3 Заповни пропуски поданими словами.

ago

in

last

on

year

- 1) We lived in Kyiv two years _____.
- 2) I went to the Zoo _____ Sunday.
- 3) She bought these shoes last _____.
- 4) I came home _____ the evening yesterday.
- 5) I read this book _____ month.

LESSON 3

1 Про який місяць року йдеться? Поряд із реченнями запиши назви відповідних місяців.

- 1) This month has *j, u, r*, but has no *e*. January _____
- 2) This month has *m, a, r*, but has no *e*. _____
- 3) This month ends in *-mber*, and starts with *D*. _____
- 4) This month ends in *-ber*, but not in *-mber*. _____
- 5) This is the only month that has *F*. _____
- 6) This month has *a*, but has no *p, r* or *y*. _____

2 Запиши дати словами.

- | | |
|--------------------------------------|----------------|
| 1) 2.01 <u>the second of January</u> | 5) 7.07 _____ |
| 2) 11.03 _____ | 6) 3.08 _____ |
| 3) 20.04 _____ | 7) 1.09 _____ |
| 4) 4.05 _____ | 8) 26.11 _____ |

3 Дай відповіді на запитання.

- 1) When is the New Year's Day? On the first of January _____
- 2) When is Christmas in England? _____
- 3) When is Christmas in Ukraine? _____
- 4) When is St Valentine's Day? _____
- 5) When is Victory Day? _____
- 6) When is your birthday? _____

LESSON 4

1 Вибери й обведи правильний варіант слова.

- 1) We live on the Earth /Moon.
- 2) The largest of the oceans is the *Mediterranean* /Pacific Ocean.
- 3) The oceans and seas are between the *rivers* /continents.
- 4) Different animals *live* /grow on Earth.
- 5) Different plants *live* /grow in the forests and fields.

2 Дай відповіді на запитання.


- 1) What is the name of our planet? Earth
- 2) Is there much water on Earth? _____
- 3) What is the largest ocean? _____
- 4) What is the largest sea? _____
- 5) How many continents are there on Earth? _____

3 Встав у речення *much* чи *many*.

- 1) How many rivers are there in Ukraine?
- 2) How _____ snow is there in Canada?
- 3) How _____ countries are there?
- 4) How _____ water is there on Earth?
- 5) In winter there is not _____ rain in Kyiv.
- 6) In summer there are _____ flowers in the garden.

LESSON 5

1 З'єднай слова з відповідними малюнками.



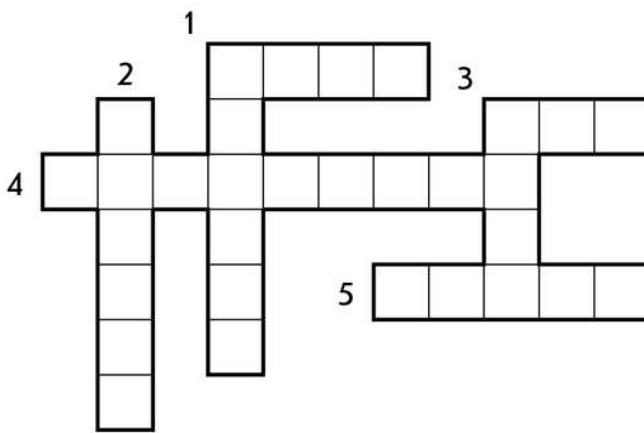
- star
- comet
- rocket
- the Moon
- space
- meteor



2 Запиши числівники словами.

- 1) 215 two hundred and fifteen _____
 2) 345 _____
 3) 428 _____
 4) 590 _____
 5) 614 _____
 6) 732 _____
 7) 874 _____

3 Розв'яжи кросворд.



Across:

- 1) It's close to the Earth.
 3) It's smaller than an ocean.
 4) There are five of them on Earth, oceans and seas are between them.
 5) We live on this planet.

Down:

- 1) It sometimes falls on our planet.
 2) People fly into space on it.
 3) You can see it in the sky at night.

LESSON 6

1 Розкрий дужки й запиши правильну форму прикметника.

- 1) Ben Nevis is the highest (*high*) mountain in Britain.
 2) Sear's Tower is the _____ (*tall*) building in Chicago.
 3) The _____ (*cheap*) way to travel around London is to buy a travelcard.
 4) Oxford University is the _____ (*old*) university in England.
 5) Harrods is the _____ (*big*) shop in London.

2 Склади запитання до речень.

- 1) London Tube is 4,000 kilometres long. How long is London Tube?
- 2) The Empire State Building in New York is about 400 metres high.

- 3) The Yangpu Bridge in China is about 600 metres long.

- 4) The river Nile is about 6,670 kilometres long.

3 Склади діалог із поданих реплік.

It was about different birds and animals that live in Africa.

Did you like it?

Yes, very much.

What was on TV at 11.30?

It was Animal Planet.

What was it about?

— _____

— _____

— _____

— _____

— _____

— _____

— _____

LESSON 7

1 Постав дієслова з дужок у правильній формі теперішнього або минулого часу.

Last Sunday Tony _____ visited _____ (to visit) a Safari park. The Safari park _____ (to be) a big zoo where big animals _____ (to live) in open. In this park visitors _____ (to be) in cars or on Safari buses. Tony _____ (to be) on a Safari bus. He _____ (to watch) the real life of monkeys, zebras, giraffes, hippos and other animals from hot countries. But most of all Tony _____ (to like) the Sea-world section. There he _____ (to see) dolphins, sea lions, beautiful fish and other sea animals.

Tony _____ (to want) to visit this park again next Sunday.

2 Вибери, обведи та впиши правильний варіант закінчення речення.

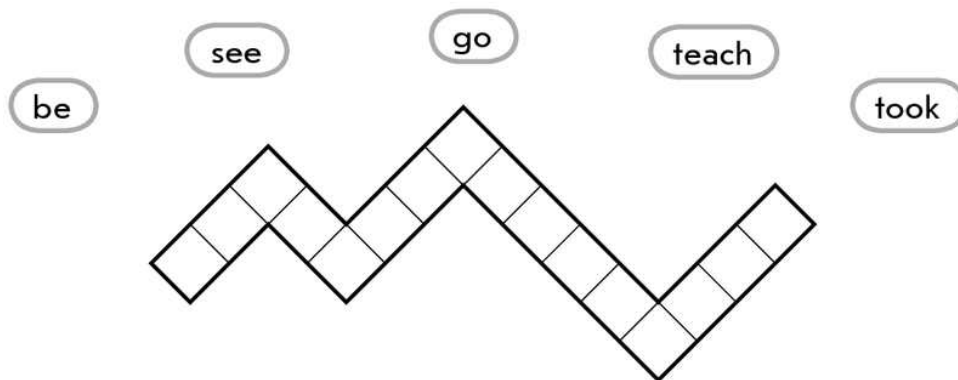
- 1) A Safari park is a big ____ zoo _____. (wood; zoo)
- 2) In the Safari park big animals live _____. (in open; in big cages)
- 3) Visitors can _____. (walk around the park; be in cars or on buses)
- 4) Tony was _____. (in a car; on a Safari bus)
- 5) In the Seaworld section there are no _____. (sea lions; lions)
- 6) Tony wants to visit _____. (the Safari park next Sunday; another park next Sunday)

3 Дай відповіді на запитання за текстом вправ 1.

- 1) Where was Tony last Sunday? In a Safari park.
- 2) What is a Safari park? _____
- 3) What animals did Tony see? _____
- 4) What section did he like most of all? _____
- 5) What animals did Tony see in the Seaworld section? _____
- 6) Does he want to visit this park again? _____

LESSON 8

1 Запиши форми минулого часу поданих дієслів і розв'яжи чайнворд.



- 2 Прочитай першу частину казки «Три ведмеді». Постав дієслова з дужок у правильній формі минулого часу.

Once upon a time there _____ lived _____ (to live) a little girl with blonde hair. Her name _____ (to be) Goldilocks. She _____ (to live) in a small house near the forest. The house _____ (to have) a nice garden and Goldilocks _____ (to like) to play there. But one day Goldilocks _____ (to go) into the forest to pick up flowers. She _____ (to be) not far from the home of three bears: Father-Bear, Mother-Bear and Baby-Bear.

- 3 Прочитай твердження до казки «Три ведмеді». Виправ неправильні твердження і запиши.

- 1) Goldilocks was a boy. Goldilocks was not a boy. She was a girl.
- 2) Goldilocks had dark hair. _____
- 3) She lived in a big house. _____
- 4) The house was far from the forest. _____
- 5) Goldilocks went to the forest to meet three bears. _____

LESSON 9

- 1 Прочитай другу частину казки «Три ведмеді». Постав дієслова з дужок у правильній формі минулого часу.

Mother-Bear said: "Our cereal is too hot. Let's go for a walk".

Baby-Bear _____ took _____ (to take) his new red balloon and three bears _____ (to go) for a walk into the forest.

Goldilocks _____ (to come) to the bear's house. She _____ (to open) the door and _____ (to look) inside. There _____ (to be) nobody in the house. She _____ (to go) inside.

2 Дай відповіді на запитання за текстом завдання 1.

1) Why did the bears go for a walk?

2) What colour was Baby-Bear's balloon?

3) Who came to the bear's house?

4) Was there anybody in the house?

3 Постав подані дієслова у відповідну колонку таблиці залежно від їхньої часової форми.

am taking	took	is writing	goes	are going
went	ate	am drinking	is eating	drank
take	wrote	drinks	eat	writes

Present Continuous	Present Simple	Past Simple
is coming	come	came

LESSON 10

1 Доповни речення правильною формою дієслова. Прочитай речення.

watch
am watching
watched

I am watching an interesting film on TV yesterday.

I _____ an interesting film now.

I usually _____ TV in the evening.

<i>makes</i>
<i>is making</i>
<i>made</i>

Dad _____ breakfast now.

He usually _____ breakfast on Saturdays.

Yesterday it was Saturday and Dad _____ breakfast.

- 2 Прочитай третю частину казки «Три ведмеді». Постав дієслова з дужок у правильній формі минулого часу.

The bear's breakfast _____ **was** _____ (to be) on the table and Goldilocks _____ (to be) hungry. She _____ (to eat) some cereal from the biggest plate, but she didn't like it. Then she _____ (to eat) some cereal from the smaller plate. It _____ (to be) not good too. But in the smallest plate there _____ (to be) very tasty cereal. And Goldilocks _____ (to eat) all the Baby-Bear's cereal. Goldilocks _____ (to see) some stairs and she _____ (to go) up. Upstairs there _____ (to be) a bedroom with three beds: big, smaller and little. The little bed (it was Baby-Bear's bed) _____ (to be) the most comfortable and Goldilocks _____ (to go) asleep on it.

LESSON 11

- 1 Прочитай останню частину казки «Три ведмеді». Постав дієслова з дужок у правильній формі теперішнього або минулого часу.

The three Bears _____ **came** _____ (to come) back to their little house. Baby-Bear _____ (to look) at his plate and _____ (to cry) "Where _____ (to be) my cereal?" There _____ (to be) not anything on his plate.

The three Bears _____ (to go) upstairs to their bedroom. Baby-Bear _____ (to look) at his bed and _____ (to cry): "Look! There _____ (to be) a girl on my bed!"

Goldilocks _____ (to get) up. She _____ (to run) to the window and _____ (to jump) out. She _____ (to run) and _____ (to run) when she _____ (to see) her house. "Oh, I _____ (to be) so happy to be home!"

2 Склади запитання до поданих відповідей.

1) The three Bears came back to their little house.

Where did the three Bears come?

Who _____

2) There was a bedroom upstairs.

Where _____

What _____

3) Babe-Bear looked at his bed.

What _____

Who _____

3 Дай відповіді на запитання.

1) What do you usually do at your English lessons?

2) What did you do at your English lesson yesterday?

3) What are you doing now?

4) What is your teacher doing?

5) Do you like your English lessons? Why?

4 До кожної групи підбери слова, що починаються з літер A, B, C, G, S.

letter	country	nationality	building in a city	English name
A	Australia	Australian	art gallery	Ann
B				
C				
G				
S				

INTRODUCTION

Lesson 1 1
 Lesson 2 2
 Lesson 3 4
 Lesson 4 5

UNIT 1

Lesson 1 7
 Lesson 2 8
 Lesson 3 9
 Lesson 410
 Lesson 511
 Lesson 612
 Lesson 714
 Lesson 815
 Lesson 916
 Lesson 10.....18

UNIT 2

Lesson 119
 Lesson 2 20
 Lesson 321
 Lesson 4 22
 Lesson 5 24
 Lesson 6 26
 Lesson 7 27
 Lesson 8 28

UNIT 3

Lesson 1 30
 Lesson 231
 Lesson 332
 Lesson 4 34
 Lesson 5 35
 Lesson 6 37
 Lesson 7 38

Lesson 8 40
 Lesson 941

UNIT 4

Lesson 1 43
 Lesson 2 44
 Lesson 3 46
 Lesson 4 47
 Lesson 5 48
 Lesson 6 49
 Lesson 7 50
 Lesson 851
 Lesson 9 52

UNIT 5

Lesson 1 55
 Lesson 2 56
 Lesson 3 58
 Lesson 4 59
 Lesson 5 60
 Lesson 6 62
 Lesson 7 63
 Lesson 8 64
 Lesson 9 65
 Lesson 10..... 67

UNIT 6

Lesson 1 69
 Lesson 270
 Lesson 371
 Lesson 4 72
 Lesson 5 72
 Lesson 6 73
 Lesson 774
 Lesson 875
 Lesson 976
 Lesson 10..... 77
 Lesson 11.....78



АНГЛІЙСЬКА МОВА

Англійська мова. 4 клас
Навчально-методичний комплект укладено до підручника О. Д. Карп'юк. До комплекту входять: плани-конспекти для вчителя, робочий зошит і зошит для контролю знань.

У **планах-конспектах** детально поданий кожний урок, структура якого відповідає останнім методичним вимогам. Уроки побудовано з урахуванням основних критеріїв навчання іноземної мови: комунікативна спрямованість, крос-культурний компонент, міжпредметне інтегрування, які підпорядковані основній меті — комунікативно-орієнтованому навчанню іноземних мов.

Робочий зошит складається з різноманітних завдань, переважна більшість яких супроводжується малюнками. Нескладні, але цікаві вправи побудовані таким чином, щоб якомога повніше охопити матеріал, поданий у підручнику, та відпрацювати його у класі чи вдома.

Зошит для контролю знань покликаний комплексно перевірити й об'єктивно оцінити рівень мовної та мовленнєвої компетенції учнів. Крім поточних тестів передбачені підсумкові тестові завдання, спрямовані на перевірку засвоєння лексики, граматики та мовленнєвих умінь: аудіювання, говоріння, читання, письма.



«Книга — поштою»

61045 Харків, а/с 3355,
«Ранок-пошта»

☎ (057) 717-74-55

✉ pochta@ranok.kharkov.ua

Каталог надсилається безкоштовно

ВИДАВНИЦТВО
РАНОК



www.ranok.com.ua



С. В. Мясоедова

АНГЛІЙСЬКА МОВА 4



До підручника
О. Д. Карп'юк

робочий зошит

НОВА 11-річна ШКОЛА

ВИДАВНИЦТВО
РАНОК