

ВИДАВНИЦТВО
РАНОК

О. М. Павліченко



АНГЛІЙСЬКА МОВА

Комунікативні
вправи

•
Творчі
завдання

•
Ігрові вправи

РОБОЧИЙ ЗОШИТ

2

клас

До підручника
О. Д. Карп'юк



О. М. Павліченко



АНГЛІЙСЬКА МОВА

РОБОЧИЙ ЗОШИТ

до підручника О. Д. Карп'юк


Blank writing area with five horizontal blue lines.

2
клас


INTRODUCTION

Lesson 1


1 Circle and say. Обведи правильну літеру та назви слово.

1  $\frac{a}{e}$

2  $\frac{d}{b}$

3  $\frac{p}{r}$

4  $\frac{f}{t}$

5  $\frac{e}{i}$

6  $\frac{g}{h}$

Зразок: Number one. This is an ant.

INTRODUCTION

Lesson 1

2 Read and match. Прочитай і з'єднай.

umbrella



monkey

pen



cake

dolphin



lion

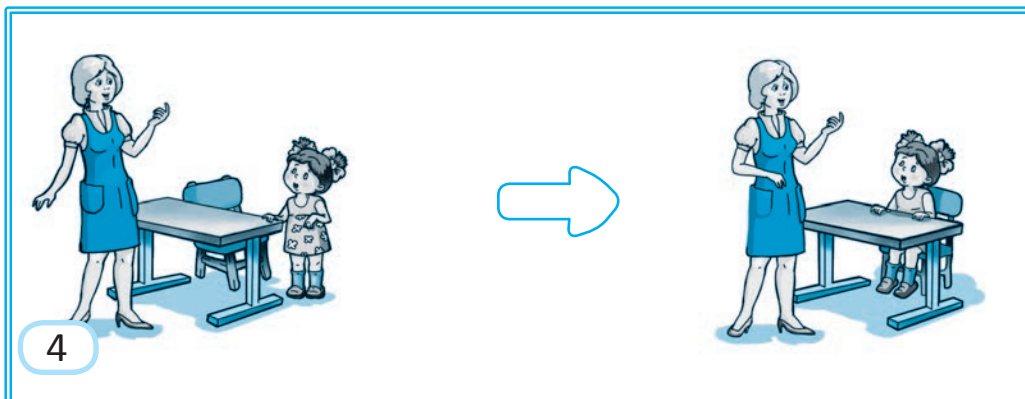
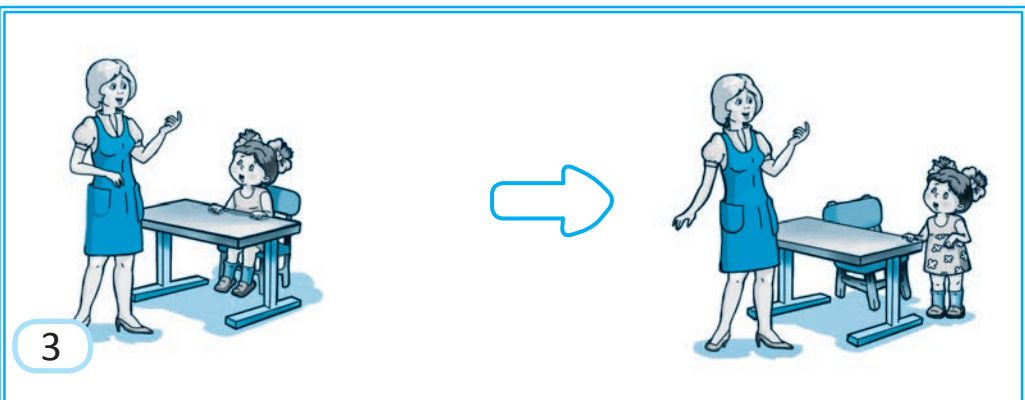
3 Fill in. Впиши пропущені літери.

a	b	c	d	e	g	i	k	l	
n	o	p	r	s	u	w	x	z	

INTRODUCTION

Lesson 2

1 Look and say. Подивись і скажи команди.



Зразок: *Number one. Say «Hello!».*

INTRODUCTION

Lesson 2

2 Write the first letter. Напиши першу літеру.



1) nt



2) ueen



3) oose



4) angaroo



5) orse



6) ebra



7) olf



8) uck

3 Match and say. З'єднай і скажи.



read



speak



play



sing

listen

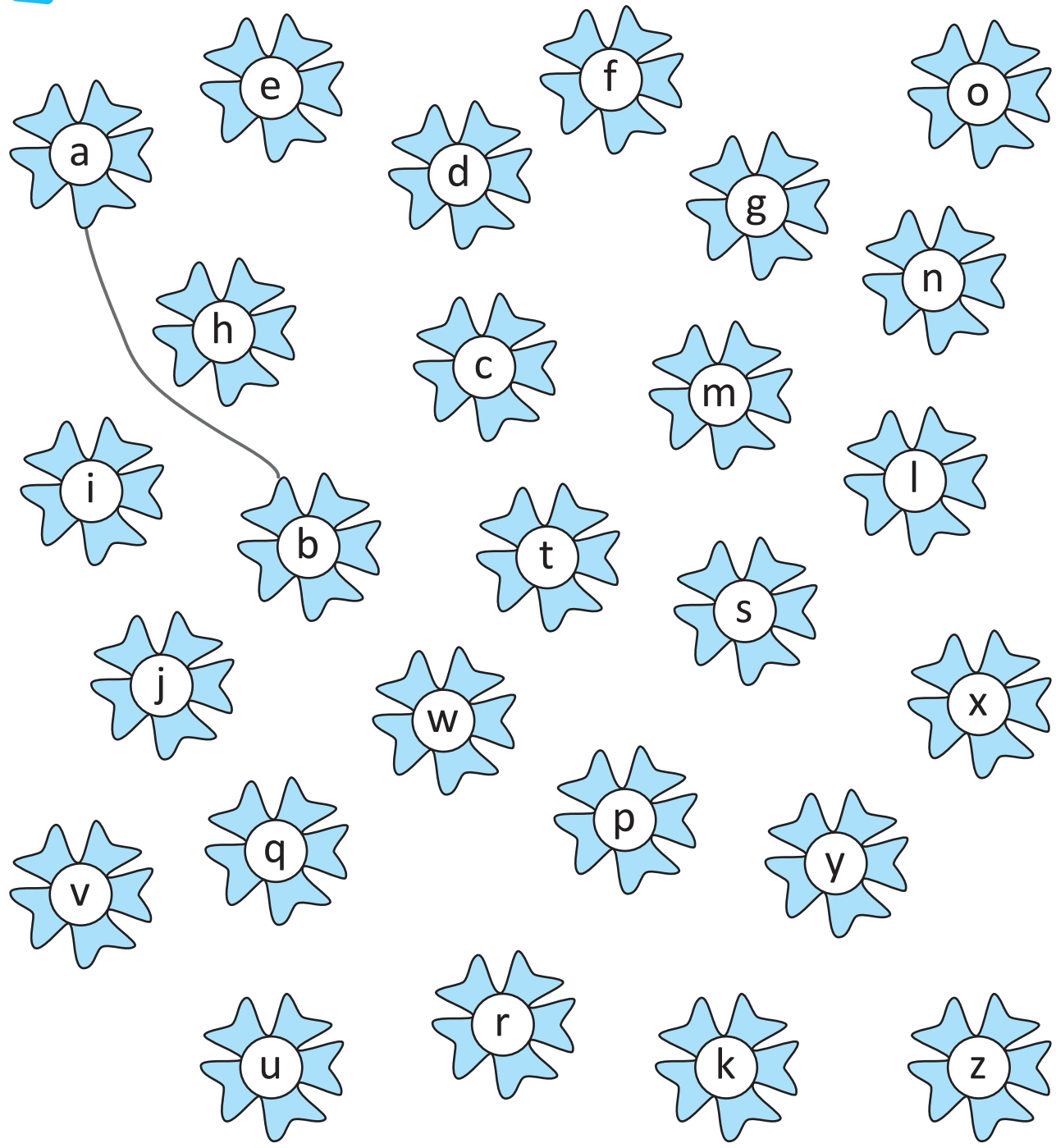


Зразок: *Number one. She can sing.*

1 MEET NEW FRIENDS!

Lesson 1

1 Follow the ABC. Поєднай літери за абеткою.



MEET NEW FRIENDS! 1

Lesson 1


2 Circle and say. Обведи правильну літеру та назви слово.



2) $\frac{h}{g}$ ippo



1) $\frac{k}{q}$ ueen




3) $\frac{b}{d}$ olphin



4) $\frac{a}{u}$ mbrella

Зразок: — What is it?
— It is a hippo.

3 Colour and say. Розфарбуй і скажи, про що говорять діти.



Зразок: — Hello! What is your name?
— Hi! My name is Bill.


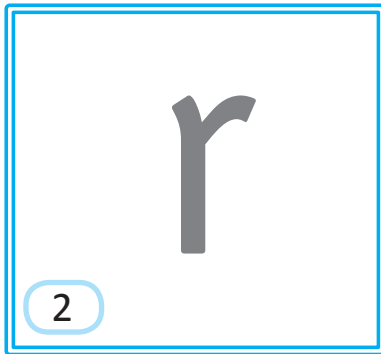

1 MEET NEW FRIENDS!

Lesson 2

1 Fill in. Впиши пропущені літери.

A	B	C	D	E	F	H	I	K	L	M
O	P	Q	S	U	V	X	Z			

2 Stick and say. Наклей наліпку та назви слово.



Зразок: *Number one. It is a bear.*

3 Write. Напиши.

I	am	Sam.					
I	am	Tim.					
I	am	Ann.					
I	am	Max.					

MEET NEW FRIENDS! 1

Lesson 3

1 Read and circle. Прочитай і обведи.

Ann



c h e a l o i

Tim



v n t f k g d

Pam



b t e o w s p

Ben



u d q a k b c

Vic



k u v o w x y

2 Colour. Act out.

Розфарбуй. Розіграйте в парах.

Tim



Vic

3 Write. Напиши.

A B C D E F G H I
J K L M N O P Q R
S T U V W X Y Z

1 MEET NEW FRIENDS!


Lesson 4

1 Match and say. З'єднай і скажи.

She is Liz.

Goodbye!

Hello!



2 Find and circle. Знайди й обведи.

i [1]	is, cat, sit, pen, duck, big, friend, my, his, name, in
-------	--

3 Write. Напиши.

sit							
big							
He is Bill.							
He is Nick.							

MEET NEW FRIENDS! 1

Lesson 5

1 Read and circle. Прочитай і обведи правильний варіант.



Liz



Ted

— Is she Pam?

— Yes, she is. / No, she is not.

— Is he Ted?

— Yes, he is. / No, he is not.



Dan



Kate

— Is he Max?

— Yes, he is. / No, he is not.

— Is she Kate?

— Yes, she is. / No, she is not.

2 Stick and say. Наклей наліпки та скажи.



cat



Dan



Ann

Зразок: — Number one. Is it a cat?

— Yes, it is.

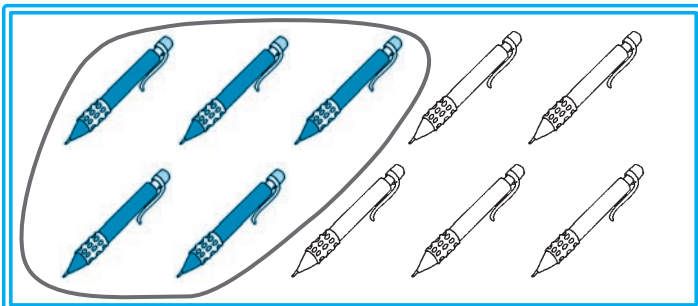
— Number two. Is he Ann?

— No, he isn't. He is Dan.

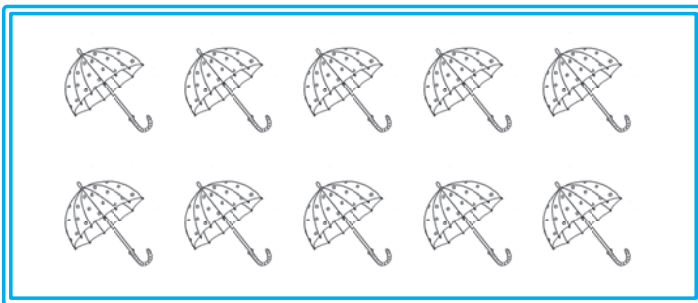
MEET NEW FRIENDS! 1

Lesson 6

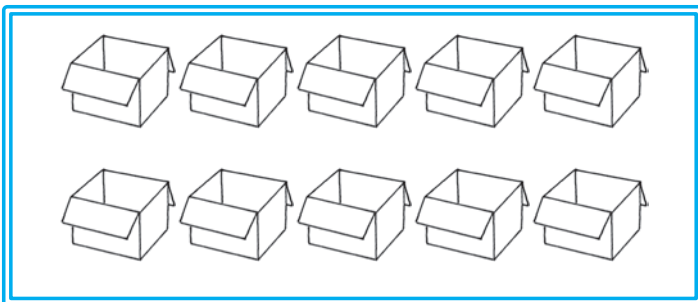
1 Count, colour and say. Порахуй, розфарбуй і скажи.



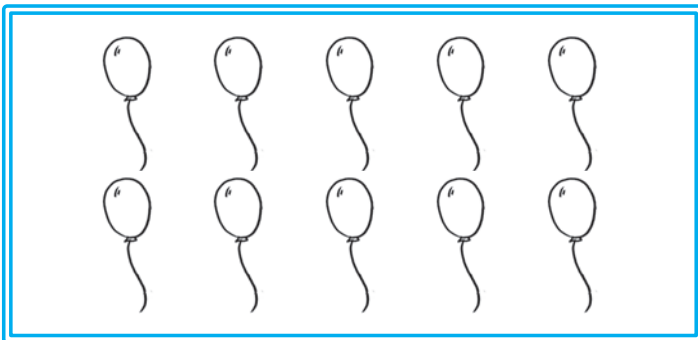
5



8



4



7

Зразок: *five pens.*

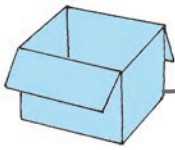
1 MEET NEW FRIENDS!

Lesson 6

2 Find and circle. Знайди й обведи.

о [o]	not, stand, sit, dog, and, doll, his
х [ks]	Мах, on, six, cat, in, box, it, ox

3 Match and say. З'єднай і скажи.



dog



box



doll



cat

Зразок: It is a box.

4 Write. Напиши.

dog

six

big box

It is a doll.

MEET NEW FRIENDS! 1

Lesson 7

1 Make up words. Склади слова.



g d o

dog



o b x



a t c



l o l d

2 Find and colour. Знайди та розфарбуй.

i [ɪ]

on

ox

sit

am

a [æ]

six

can

not

big

o [ɒ]

in

six

and

doll

x [ks]

box

sit

cat

on

3 Read and match. Прочитай і з'єднай.

What is your name?

Yes, I am.

Hi!

Hello!

?



?

My name is Kate.



Are you Ron?


?



2 MEET MY FAMILY

Lesson 1

1 Match and say. З'єднай і скажи.

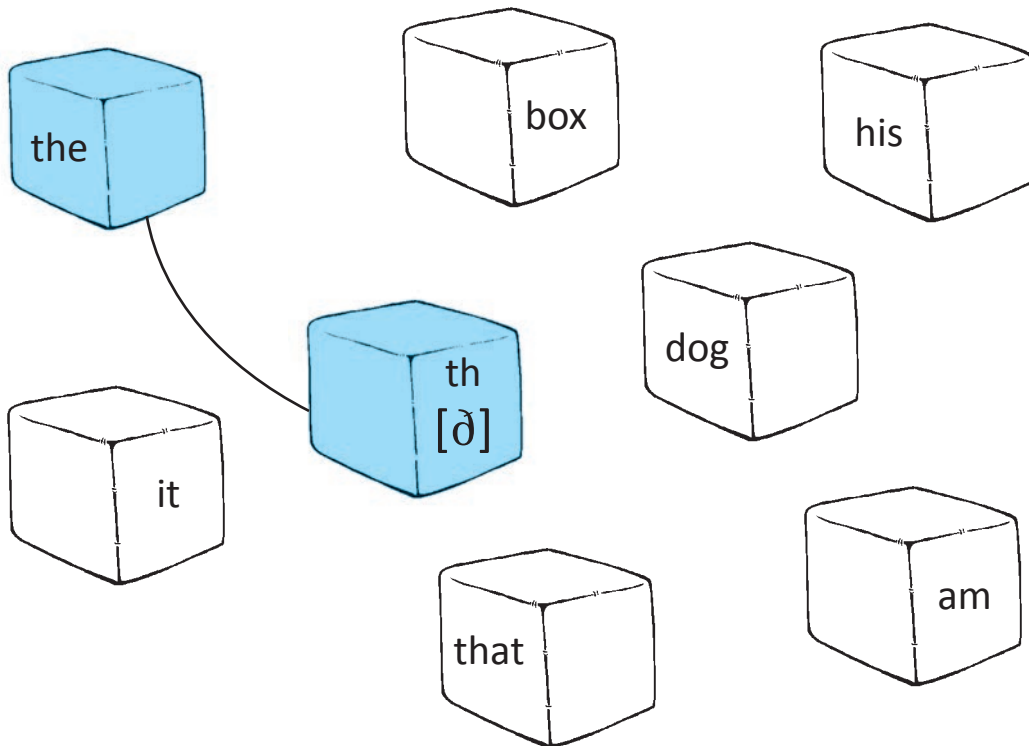


Зразок: Here's my family. This is my father.

MEET MY FAMILY 2

Lesson 1

2 Match and colour. З'єднай і розфарбуй.



3 Write. Напиши.

mother

father





brother

This is my family.

2 MEET MY FAMILY

Lesson 2

1 Read, circle and say. Прочитай, обведи правильну відповідь і скажи.

- 1)  Is this your sister? Yes. / No.
- 2)  Is this your brother? Yes. / No.
- 3)  Is this your father? Yes. / No.
- 4)  Is this your mother? Yes. / No.

Зразок: — Number one. Is this your sister?
— No, she is not.

2 Read and match. Прочитай і з'єднай.

ten
six
big
pen

i [ɪ]

e [e]

seven
sit
red
his

3 Write. Напиши.

ten

red

seven

This is his pencil.

MEET MY FAMILY 2

Lesson 3

1 Make up words. Склади слова.

10

n e t

ten



e n p

7

e n v s e



i p l e n c

2 Read and circle. Прочитай і обведи.

u [ʌ]

run box, pen, mum, fun, sit, uncle

o [ɒ]

six, doll, not, jump, this, cat, on

3 Find and write. Знайди та напиши.



This is Tom's
grandfather.



grandmother



This is Kerry's
_____.



grandfather



This is Bob's
_____.



grandmother



This is Emma's
_____.



grandfather

2 MEET MY FAMILY

Lesson 4

1 Read and match. Прочитай і з'єднай.



- 1) I can sit.
- 2) I can run.
- 3) I can stand.
- 4) I can jump.



2 Read and match. Прочитай і з'єднай.

box the black Nick Vicky Max Jack
 six ck [k] this

3 Write. Напиши.

black

This is Jack.

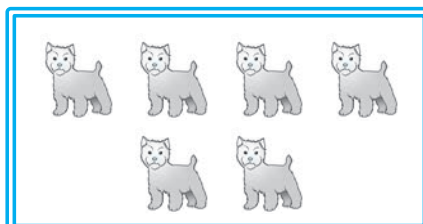


Jack is a dog.

Nick can jump.

MEET MY FAMILY 2

Lesson 5

1 Read, count and match. Прочитай, порахуй і з'єднай.



ten

six

seven

2 Read, circle and say. Прочитай, обведи правильний варіант і скажи.



grandfather
father



mother
sister



mother
grandmother



father
grandfather



brother
father



grandmother
sister

Зразок: *Number one. This is a father.*

3 Write. Напиши.

He is my brother.

She is my sister.

He is six.

2 MEET MY FAMILY

Lesson 6

1 Count, write and say. Порахуй, напиши та скажи.



five



Зразок: — Number one. How old is she?
— She is five.

2 Read and circle. Прочитай і обведи.



can, black, box,
cat, pen

uncle, doll, dog,
mum, bag




pen, cat, box,
seven, pencil


six, doll, bag,
uncle, dog




3 Find and write. Знайди та напиши.



Kate
This is Kate's
pen.





Jim
This is _____
_____.




Jack
This is _____
_____.




Mary
This is _____
_____.



2 MEET MY FAMILY

Lesson 7

1 Make up words. Склади слова.



u m m

mum



c p i l e n




l u e c n




l o d l


2 Read, count and colour. Прочитай, порахуй і розфарбуй.



seven blue books



six red balloons




















ten yellow pens

3 Draw and say. Намалюй свою родину та розкажи про неї.

THIS IS MY SCHOOL 3

Lesson 1

1 Read and tick. Прочитай і познач «✓».

pen	<input checked="" type="checkbox"/>		<input type="checkbox"/>			
pencils	<input type="checkbox"/>		<input type="checkbox"/>			
bags	<input type="checkbox"/>		<input type="checkbox"/>			
box	<input type="checkbox"/>		<input type="checkbox"/>			
dolls	<input type="checkbox"/>		<input type="checkbox"/>			

2 Read, match and say. Прочитай, з'єднай і скажи.

classroom

pupil

teacher



bag

chair

table

book

Зразок: *This is a classroom.*

3 THIS IS MY SCHOOL

Lesson 1

3 Find and colour. Знайди та розфарбуй.

4 Write. Напиши.

name

game

This is a table.

This is a red bag.

Take a black pen.

1 Read and stick. Прочитай і наклеї наліпки.



sing



write



count



read

2 Read and circle. Прочитай і обведи правильну відповідь.



- Is it a dog?
- Yes, it is. / No, it isn't.



- Is it a box?
- Yes, it is. / No, it isn't.



- Is it a cat?
- Yes, it is. / No, it isn't.



- Is it a table?
- Yes, it is. / No, it isn't.

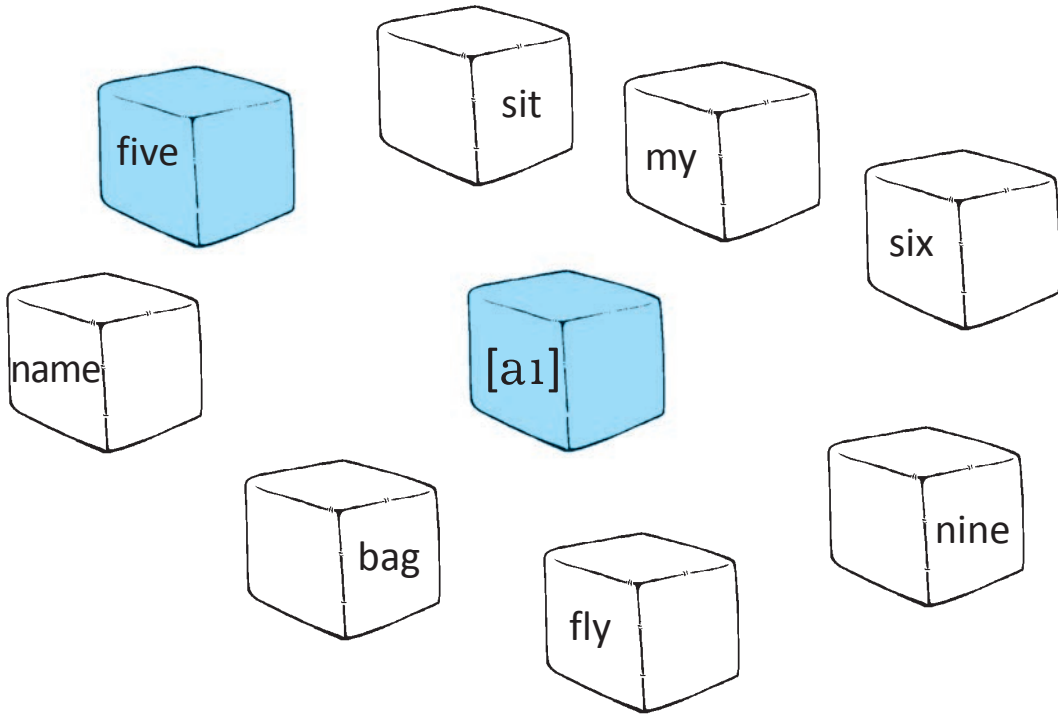


- Is it a pen?
- Yes, it is. / No, it isn't.

3 THIS IS MY SCHOOL

Lesson 2

3 Find and colour. Знайди та розфарбуй.



4 Write. Напиши.

five

nice

Mike is nine.

I am fine.

THIS IS MY SCHOOL 3

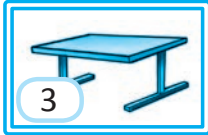
Lesson 3

1 Read, match and say. Прочитай, з'єднай і скажи.




blackboard

computer



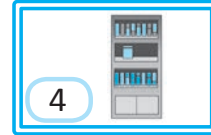
bookcase

desk



CD player

CD



Зразок: — Number one. What is it?
— It is a blackboard.

2 Read and circle. Прочитай і обведи.

oo [ʊ], [u:] take, look, fine, good, like, school

i, y [aɪ] nice, name, my, school, Kate, fly

a [eɪ] classroom, table, take, five, name, look

3 Write. Напиши.

school

bookcase



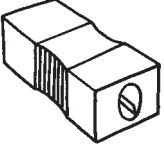

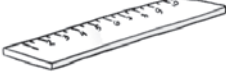
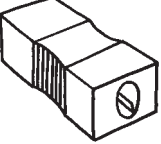
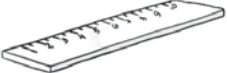

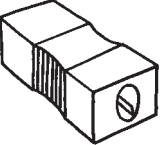

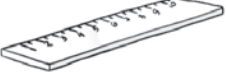

classroom

This is his desk.

3 THIS IS MY SCHOOL

Lesson 4

1 Circle and colour. Обведи та розфарбуй.

copybook			
eraser			
sharpener			
ruler			

2 Find and match. Знайди та з'єднай.

u
[ju:]

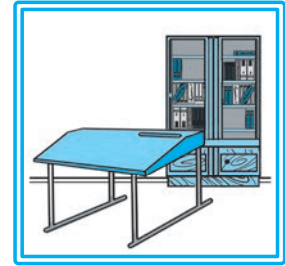
pupil
ruler
tune
computer
player
tube

er
[ə]

THIS IS MY SCHOOL 3

Lesson 4

3 Read and match. Прочитай і з'єднай.



— What is this?
— This is a bag.

— What is that?
— That is a bookshelf.

— What is this?
— This is a desk.

— What is that?
— That is a bookcase.

4 Write. Напиши.

computer

ruler

teacher

He is a good pupil.

She is my teacher.

3 THIS IS MY SCHOOL

Lesson 5

1 Read and match. Прочитай і з'єднай.



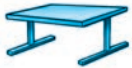
A cat is on the desk.

A bag is under the desk.

A copybook is in the bag.




2 Make up words. Склади слова.



s k e d
desk



e r l r u



o b k o



l p i r u

3 Read and circle. Прочитай і обведи.

o [əʊ] hello, stop, not, close, open, box, no

sh [ʃ] this, she, his, that, shelf

4 Write. Напиши.

Hello.

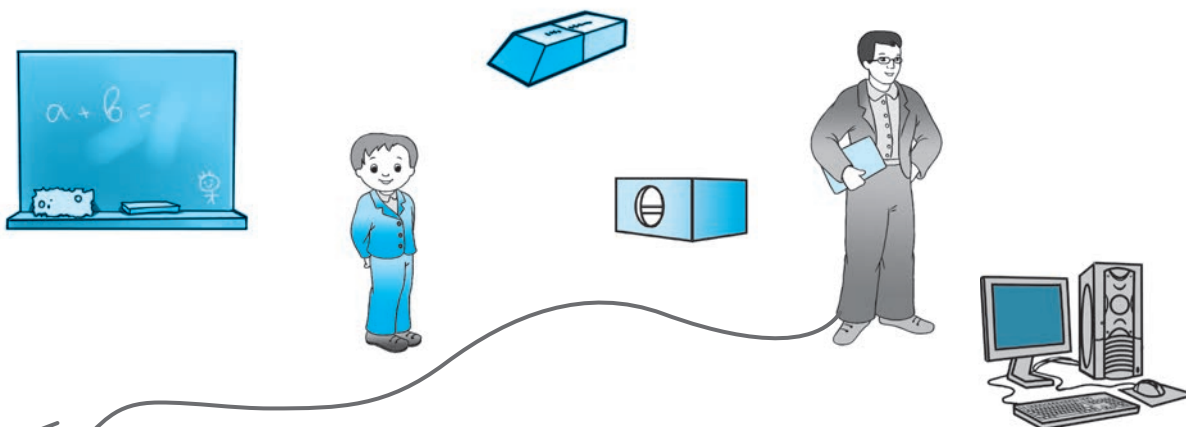
close

The ruler is on the shelf.

THIS IS MY SCHOOL 3

Lesson 6

1 Find, circle and match. Знайди, обведи та з'єднай.



teacher jwcomputer zveraser vhpupil xwsharpen erqwblackboard

2 Find and colour. Знайди та розфарбуй.

1) shelf	o [əʊ]	wh [w]	sh [ʃ]
2) white	wh [w]	sh [ʃ]	o [əʊ]
3) close	sh [ʃ]	o [əʊ]	wh [w]

3 THIS IS MY SCHOOL

Lesson 6

3 Write and say. Напиши та скажи.



in on ~~under~~

- 1) The bag is under the desk.
- 2) The computer is _____ the desk.
- 3) The ball is _____ the box.

Зразок: — Where is the bag?
 — It is under the desk.

4 Write. Напиши.

white cat

What is it?

Where is his pencil?

What is what?

THIS IS MY SCHOOL 3

Lesson 7


1 Read and match. Прочитай і з'єднай.

1)



a) Count the books!

2)



b) Read the book!

3)




c) Take the book!

4)




d) Go to the table!

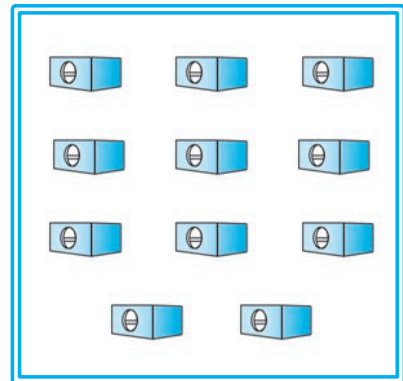
2 Count and write. Порахуй і напиши.



thirteen rulers




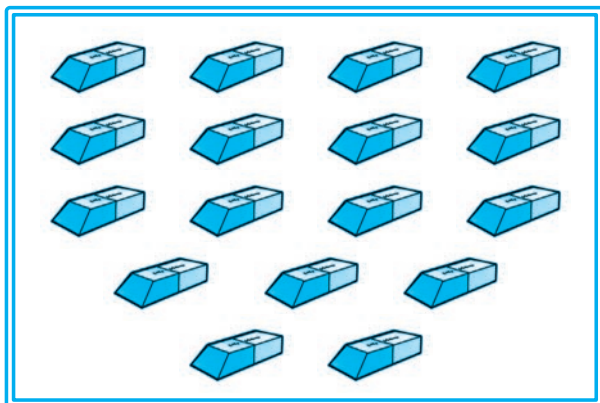
_____ pencils



_____ erasers

3 THIS IS MY SCHOOL

Lesson 7



_____ sharpeners

_____ CDs

3 Find and match. Знайди та з'єднай.

sh [ʃ]

ch [tʃ]

wh [w]

chair

where

she

what

teacher

shelf

4 Write. Напиши.

chair

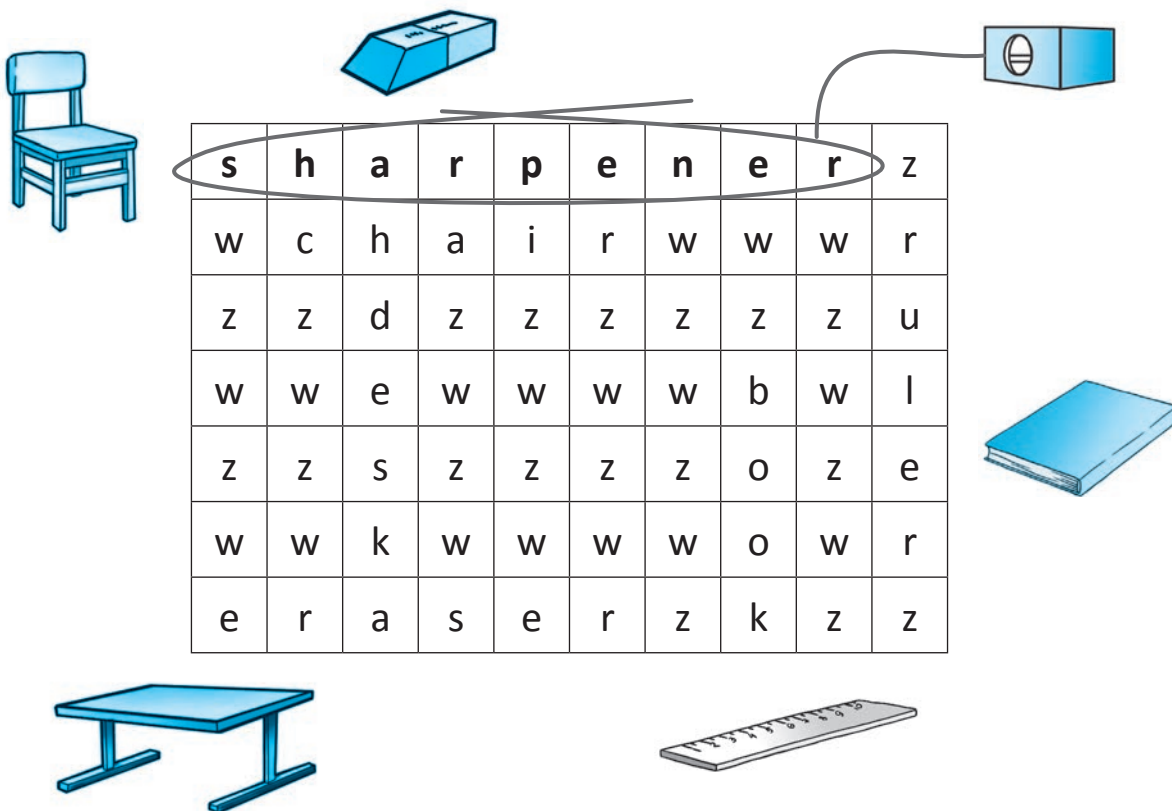
What is on the chair?

The teacher is in the classroom.

THIS IS MY SCHOOL 3


Lesson 8

1 Find, circle and match. Знайди, обведи та з'єднай.




s	h	a	r	p	e	n	e	r	z
w	c	h	a	i	r	w	w	w	r
z	z	d	z	z	z	z	z	z	u
w	w	e	w	w	w	w	b	w	l
z	z	s	z	z	z	z	o	z	e
w	w	k	w	w	w	w	o	w	r
e	r	a	s	e	r	z	k	z	z

2 Count, circle and say. Порахуй, обведи і скажи.



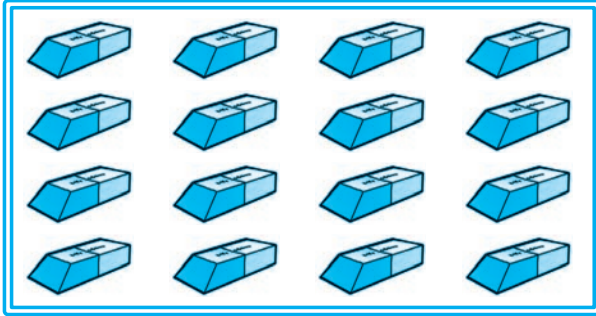
12 / 14




17 / 19

3 THIS IS MY SCHOOL

Lesson 8



15 / 16



17 / 18

Зразок: *fourteen rulers.*

3 Find and write. Знайди та напиши.

in ~~on~~ under

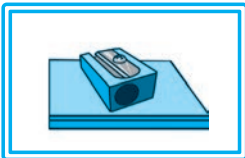
~~copybook~~ table shelf bag



— Where is my pen?
— It is on the copybook.



— Where is my book?
— It is _____ the _____.



— Where is my sharpener?
— It is _____ the _____.



— Where is my bag?
— It is _____ the _____.

MERRY CHRISTMAS! 4

Lesson 1

1 Read and match. Прочитай і з'єднай.



The tree is big.
The trees are big.

The bird is black.
The birds are black.

The cat is white.
The cats are white.



2 Read and circle. Прочитай і обведи.

ar [ɑ:] park, mum, are, and, jump, car, run

ow [əʊ] box, follow, snow, stop, not, window

3 Write. Напиши.

window

white car

The park is big.

The snow is nice.


4 MERRY CHRISTMAS!

Lesson 2

1 Circle and say. Обведи та скажи.



happy funny sad




new sad old



old happy sad



new funny sad



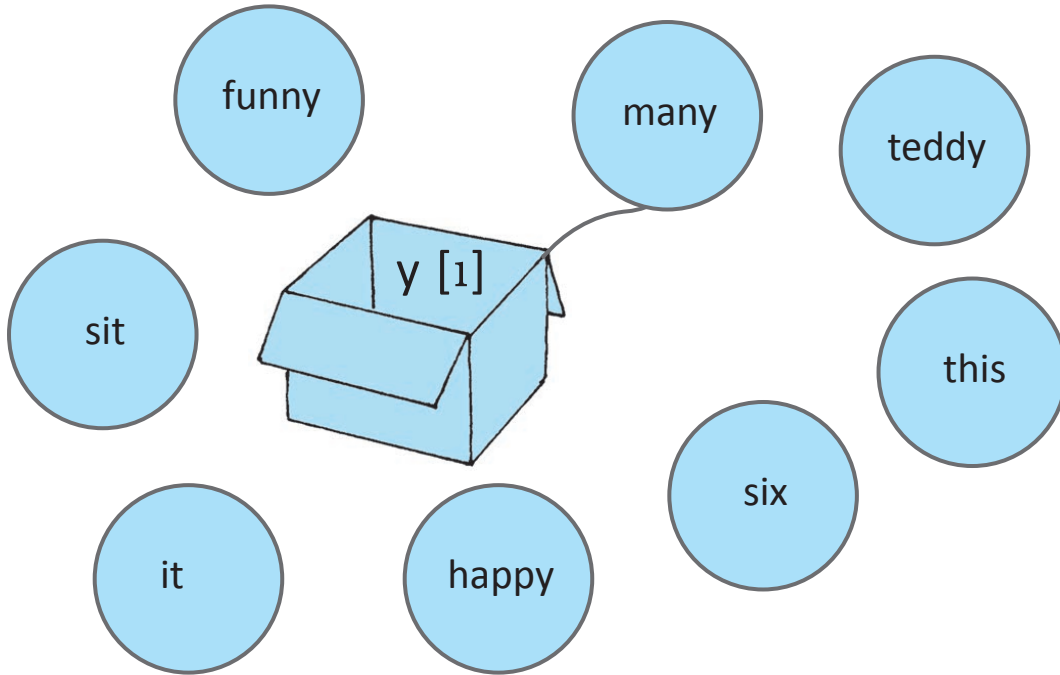
old happy new



happy sad funny

Зразок: Number one. They are sad.

2 Read and match. Прочитай і з'єднай.



3 Write. Напиши.

snowman

clown

teddy

Vicky is happy.

Tracy is funny.

4 MERRY CHRISTMAS!

Lesson 3

1 Read, stick and say. Прочитай, наклеј наліпку та скажи.



bell



Christmas tree



Christmas ball



Santa Claus

Зразок: *Number one. It is a bell.*

2 Read and match. Прочитай і з'єднай.

green
teddy
happy
tree

ee, ea [i:]

y [ɪ]

see
funny
please
teacher

3 Write. Напиши.



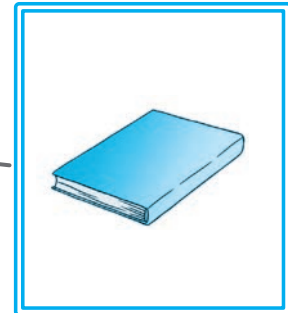
please

speak

This is a Christmas tree.

They can speak.

1 Match and say. З'єднай і скажи.



Зразок: Number one. This is my favourite decoration — a Christmas ball.

4 MERRY CHRISTMAS!

Lesson 4

2 Read and colour. Прочитай і розфарбуй.



— green



— red



— blue



— yellow



3 Write. Напиши.

brown

pink

orange

blue

yellow

This is a new pink ball.

MERRY CHRISTMAS! 4

Lesson 5

1 Read, circle and say. Прочитай, обведи правильну відповідь і скажи.



bell

Yes. / No.



stocking

Yes. / No.



Christmas card

Yes. / No.



Santa Claus

Yes. / No.

Зразок: — Number one. Is it a bell?
— No, it is a Christmas ball.

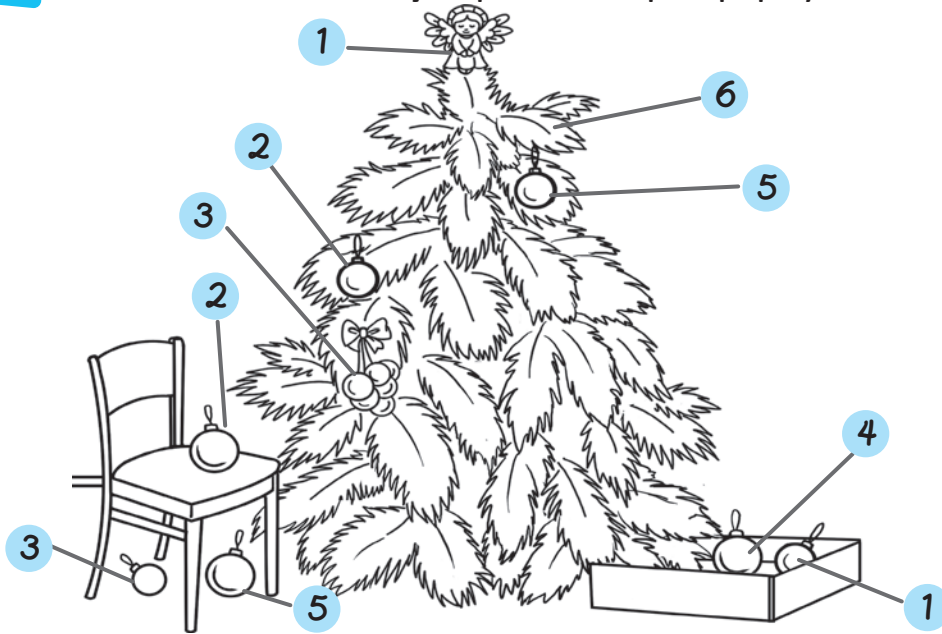
2 Read and circle. Прочитай і обведи.

or [ɔ:]	<u>door</u> , not, horse, stop, on, morning, for
ee, ea [i:]	sit, see, please, in, his, tree, speak
y [ɪ]	teddy, teacher, many, happy, big, funny

4 MERRY CHRISTMAS!

Lesson 5

3 Read, colour and say. Прочитай, розфарбуй та скажи.



1 — blue

2 — red

3 — orange

4 — yellow

5 — pink

6 — green

Зразок: — Where is the blue ball?
— It is in the box.

4 Write. Напиши.

stocking

picture

Christmas card

This is a Christmas card for Pam.

MERRY CHRISTMAS! 4

Lesson 6

1 Make up words. Склади слова.



l b l e
bell



t c i p u e r

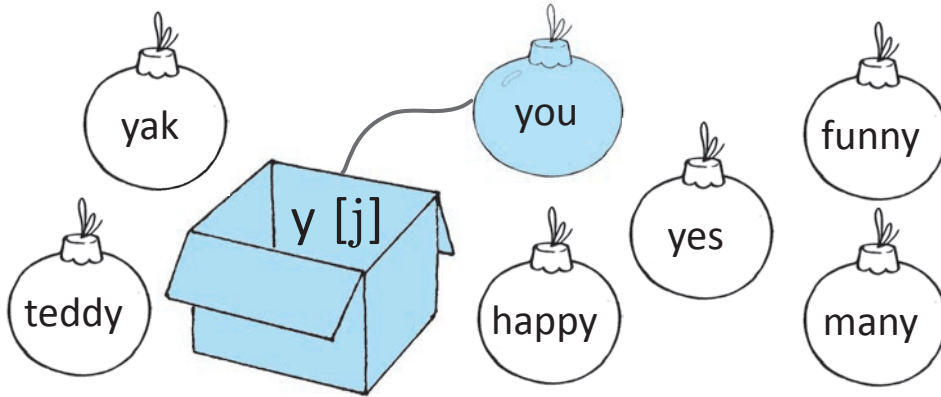


n o s g i t k c



r a y p h

2 Match and colour. З'єднай і розфарбуй.



3 Write. Напиши.

present

yes

yak

This present is for you.

4 MERRY CHRISTMAS!

Lesson 7

1 Read and match. Прочитай і з'єднай.



1) Let us play.

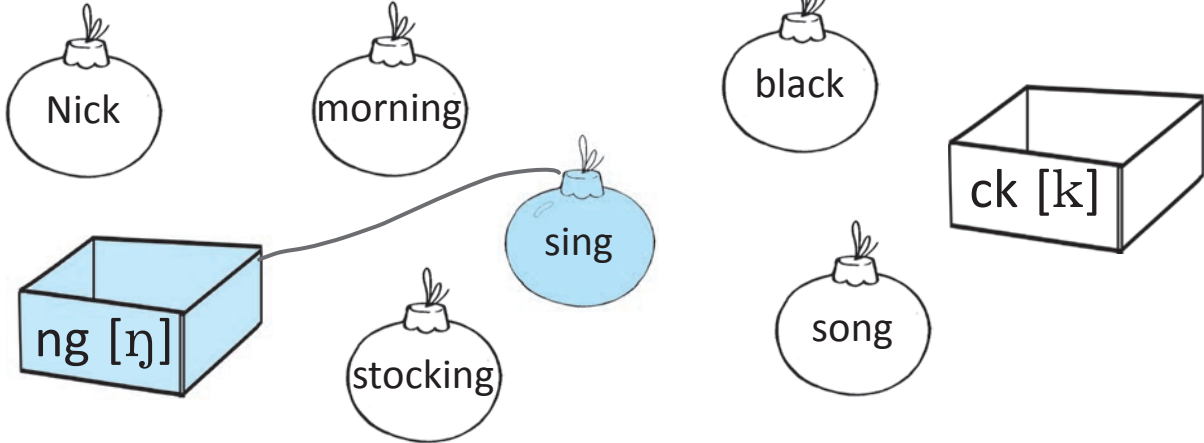
2) Let us decorate the Christmas tree.

3) Let us sing.

4) Let us read a book.

5) Let us dance.

2 Find and match. Знайди і з'єднай.



3 Write. Напиши.

stocking

Let us have fun.

Let us dance.

Let us read a book.

Let us sing a song.

4 MERRY CHRISTMAS!

Lesson 8

1 Find, circle and match. Знайди, обведи і з'єднай.



picture x j bell z j snowman w z stocking q x clown

2 Read, match and say. Прочитай, з'єднай і скажи.

1



2



3

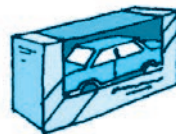


happy old funny sad new nice

4



5



6



Зразок: Number one. It is a happy boy.

MERRY CHRISTMAS! 4

Lesson 8

3 Write. Напиши.

decorate a Christmas tree
play with the toys

read a book
sing a song



Let's read a book.



Let's _____



Let's _____



Let's _____

5 LET'S PLAY!

Lesson 1

1 Read, stick and say. Прочитай, наклеї наліпку та скажи.



doll



dress



bed



doll's house



hat

Зразок: *Number one. It is a doll.*

2 Read and circle. Прочитай і обведи.

ow, ou [aʊ]	house, snow, brown, owl, window, now
wh [h]	what, who, where, whose

3 Write. Напиши.

~~parrot~~ dog Kate doll



- Whose bell is this?
- This is the parrot's bell.



- Whose dress is this?
- This is the _____.



- Whose ball is this?
- This is the _____.



- Whose hat is this?
- This is _____.











- Whose house is this?
- This is the _____.

5 LET'S PLAY!

Lesson 2

1 Read and match. Прочитай і з'єднай.

	doll	ball	
	plane	train	
	hat	cat	
	toy	boy	

2 Read and match. Прочитай і з'єднай.

toy	ay, ey [eɪ]	boy
play		day
grey	oy [ɔɪ]	they

3 Write. Напиши.

nice day
big toy
They can play.
Whose toy is this?

1 Find, circle and match. Знайди, обведи і з'єднай.



raincoat q j blouse w x umbrella v w shoes q z sweater

2 Match, write and say. З'єднай, напиши та скажи.

shoes

sweater

umbrella

raincoat



Vick

This is Vicky's
raincoat.



Sam

This is _____
_____.



Jane

This is _____
_____.



Bill

This is _____
_____.



Зразок: — Is this Vicky's umbrella?
— No, it is not. This is Sam's umbrella.

5 LET'S PLAY!

Lesson 3

3 Match and colour. З'єднай і розфарбуй.

ir, ur, er [ɜ:] ay, ey [eɪ] oy [ɔɪ]

grey girl day toy

bird turn

play boy her


4 Write. Напиши.

girl						
bird						
birthday						
It is her birthday today.						

1 Make up words. Склади слова.



nitar
train



teik



burmlale



kieb

2 Read and circle. Прочитай і обведи правильний варіант.



This is his / her car.



This is his / her umbrella.



This is her / his box.



This is her / his plane.



This is his / her book.



This is her / his kite.

3 Write. Напиши.

This is his bike.

This is her blouse.









This is my raincoat.

5 LET'S PLAY!

Lesson 5

1 Match and write. З'єднай і напиши.

his her

 This is <u>her</u> sweater.	
 This is _____ kite.	
 This is _____ bike.	
 This is _____ umbrella.	

2 Write. Напиши.

What a nice dress!							
What a lovely hat!							


LET'S PLAY! 5

Lesson 6

1 Read, match and say. Прочитай, з'єднай та скажи.



- a) fly
- b) ride a bike
- c) swim
- d) climb



Зразок: *Number one. The cat can climb.*

2 Read and circle. Прочитай і обведи правильний варіант.



She can / cannot fly a kite.

He can / cannot swim.



She can / cannot sing.

He can / cannot run.



3 Write. Напиши.

I can climb.

He can jump.

He can ride a bike.



5 LET'S PLAY!

Lesson 7

1 Circle and say. Обведи правильний варіант і скажи.



1

he / she / it



2

he / she / it



3

he / she / it



4

he / she / it



5

he / she / it




6

he / she / it

Зразок: *Number one. She can dance.*
Number two. He cannot climb.

2 Read and write. Прочитай і напиши.



can cannot



— Can it fly?

— Yes, it can.

— Can she swim?

— Yes, she _____.



— Can he jump?

— No, he _____.



— Can it climb?

— Yes, it _____.

LET'S PLAY! 5

Lesson 7



— Can he read?

— Can it run?

— No, he _____.

— No, it _____.

3 Draw and write. Намалюй і напиши, що ти вмієш робити.


I can _____

_____.

5 LET'S PLAY!

Lesson 8

1 Find, circle and match. Знайди, обведи та з'єднай.



d	r	e	s	s	z	s	z
x	x	x	b	x	k	w	x
h	z	z	e	z	i	e	d
a	x	x	d	x	t	a	o
t	z	z	z	z	e	t	l
x	b	i	k	e	x	e	l
z	z	z	z	z	z	r	z
u	m	b	r	e	l	l	a



2 Read, ask your friend and circle. Прочитай, запитай свого друга й обведи.

	You	Your friend
1) Can you swim?	yes / no	yes / no
2) Can you ride a bike?	yes / no	yes / no
3) Can you jump?	yes / no	yes / no
4) Can you climb?	yes / no	yes / no
5) Can you dance?	yes / no	yes / no
6) Can you sing?	yes / no	yes / no

Зразок: Can you swim? — Yes, I can.
Can you ride a bike? — No, I cannot.

3 Write. Напиши.

hat doll ~~kite~~ plane



Nick



Ann



Tom



Liz

- 1) This is Nick's kite.
- 2) _____
- 3) _____
- 4) _____

6 I HAVE GOT TWO EYES!

Lesson 1

1 Read and match. Прочитай і з'єднай.



sad clown / happy clown



small monster / big monster




old soldier / new soldier



funny ballerina / lovely ballerina



2 Tick (✓), colour and say. Познач «✓», розфарбуй і скажи, які іграшки у тебе є.



Зразок: I have got a ball.

3 Write. Напиши.

I have got a nice ballerina.

I HAVE GOT TWO EYES! 6

Lesson 2

1 Match and say. З'єднай і скажи.

big eyes

small nose

small ears



dark hair

big mouth

nice face

Зразок: I have got a doll. It has got dark hair. It has got... .

2 Read and match. Прочитай і з'єднай.

ball

hear

small

all [ɔ:]

ear [ɪə]

ear

dear

tall

3 Write. Напиши.

blond hair

small nose

big eyes

I have got one mouth.


6 I HAVE GOT TWO EYES!

Lesson 3


1 Find, circle and match. Знайди, обведи та з'єднай.



2 Match and say. З'єднай і скажи.



- two big eyes
- two big ears
- hair
- no ears
- big nose
- two small eyes
- no hair
- big mouth
- no nose
- no mouth



Зразок: Number one. The monster has got two big eyes. It has got no nose...

3 Write. Напиши.

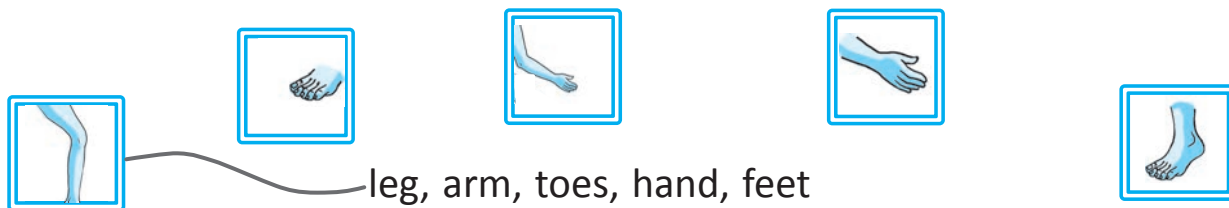
It has got two eyes.

It has got a big nose.

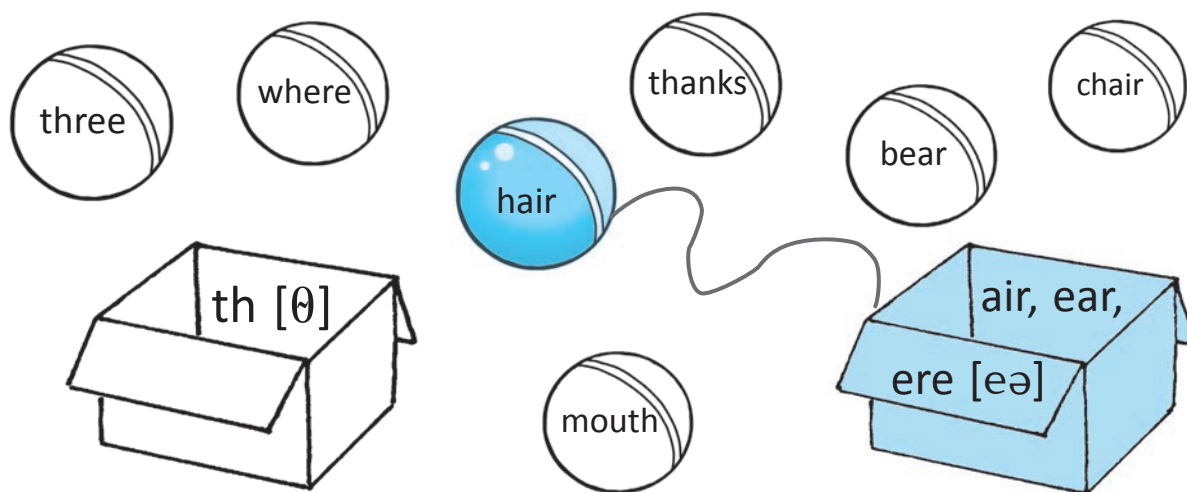
I HAVE GOT TWO EYES! 6

Lesson 4

1 Read and match. Прочитай і з'єднай.



2 Match and colour. З'єднай і розфарбуй.



3 Write. Напиши.

arm

leg

hand

toes

6 I HAVE GOT TWO EYES!

Lesson 5

1 Read and match. Прочитай і з'єднай.

I have got a teddy bear.



I have got a soldier.



I have got a clown.



I have got a ballerina.



2 Circle and say. Обведи правильну відповідь і скажи.



Can your robot walk?

Yes. / No.



Can your doll talk?

Yes. / No.

I HAVE GOT TWO EYES! 6

Lesson 5



Can your ballerina dance?

Yes. / No.



Can your soldier clap its hands?

Yes. / No.



Can your teddy bear sit?

Yes. / No.

Зразок: — Can your robot walk?
— Yes, it can.

3 Write. Напиши.

neck

head

I can talk.

You are very nice.

6 I HAVE GOT TWO EYES!

Lesson 6

1 Count and write. Порахуй і напиши.



one (2) two three four six

This is my monster. It has got one big head. It has got _____ eyes and _____ big mouth. It has got _____ big ears. It has got _____ arms and _____ legs.


2 Read and match. Прочитай і з'єднай.

talk	al [ɔ:]	walk
eight	ght [t]	right
night		bright

I HAVE GOT TWO EYES! 6

Lesson 6

3 Draw and say. Намалюй свого монстра та розкажи про нього.



4 Write. Напиши.

They can talk.

She can walk.

I have got eight books.

6 I HAVE GOT TWO EYES!

Lesson 7

1 Make up words. Склади слова.



u m t o h

mouth



s o n e



y e e



d h a n



r e a



e t e f



s e t o



g l e

2 Read and match. Прочитай і з'єднай.



a) Close your eyes!

b) Walk!

c) Open your eyes!

d) Hands up!


e) Clap your hands!



I HAVE GOT TWO EYES! 6

Lesson 7

3 Draw and say. Намалюй свого друга та розкажи про нього.



4 Write. Напиши.

Close your eyes.


Open your eyes.

I can clap my hands.

7 PETS AND ANIMALS

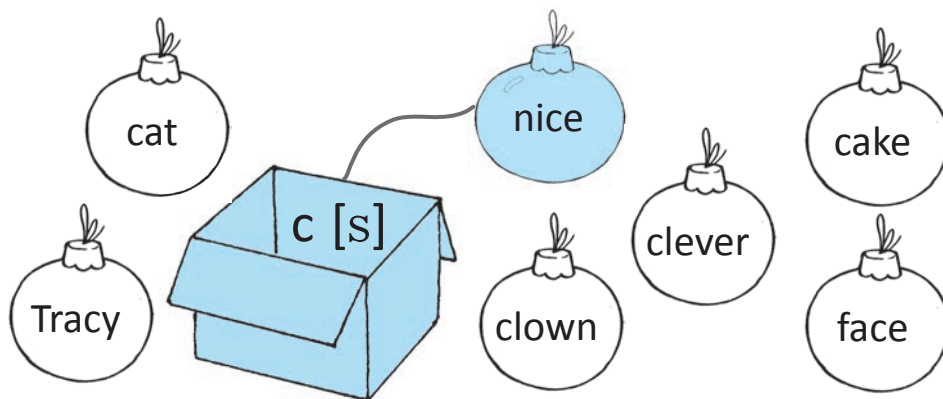
Lesson 1

1 Match and say. З'єднай і скажи.



Зразок: — Number one. Have you got a pet?
 — Yes, I have. It is a dog.

2 Match and colour. З'єднай і розфарбуй.



3 Write. Напиши.

hamster

I have got a pet.

It is a clever dog.

Have you got a pet?

7 PETS AND ANIMALS

Lesson 2

1 Read and match. Прочитай і з'єднай.



long tail

short tail



long neck

short neck



short body

long body




short legs

long legs



2 Look, write and read. Подивись, напиши та прочитай.



long small short


I have got a pet. It is a rabbit. It has got a long body and a _____ tail. It has got two _____ eyes and one _____ nose. It has got two _____ ears and four _____ legs.

3 Draw and say. Намалюй свого домашнього улюбленця (на окремому аркуші) та розкажи про нього.


PETS AND ANIMALS 7

Lesson 3

1 Read, match and say. Прочитай, з'єднай і скажи.



a) It can talk.



b) It can swim.



c) It can climb.



d) It can walk.

Зразок: — Number one. What animal is this?
— This is a crocodile. It can swim.

2 Read and circle. Прочитай і обведи.

ea, ie [e]

head, ear, sweater, dear, friend

g [g]

girl, giraffe, dog, goose

g [dʒ]

goose, dog, giraffe

3 Write. Напиши.

mouse

crocodile

giraffe

7 PETS AND ANIMALS

Lesson 4

1 Make up words. Склади слова.



sehtram

hamster



oclriceod



sumeo



arfifge

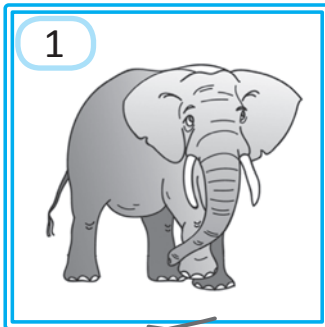


treltu




ogsoe

2 Circle and say. Обведи правильний варіант і скажи.




It is an...

They are...




It is a...

They are...




It is a...

They are...



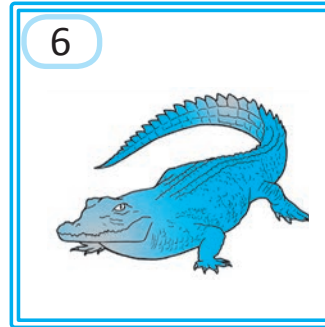
It is a...

They are...



It is a...

They are...



It is a...

They are...

Зразок: *Number one. It is an elephant.*

3 Write. Напиши.

two dolphins

three giraffes

four horses

six crocodiles

eight elephants

ten snakes

7 PETS AND ANIMALS

Lesson 5

1 Read and match. Прочитай і з'єднай.



strong



angry



fat



beautiful



2 Draw and say. Намалюй і скажи.



— I like...



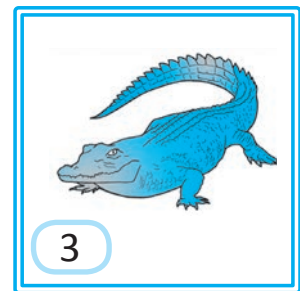
— I do not like...



funny



strong




angry

PETS AND ANIMALS 7


Lesson 5



clever



fat



beautiful

Зразок: *Number one. I like this monkey. It is funny.*

3 Write. Напиши.

I like lions.

They are strong.

I like dolphins.

They are clever.

I do not like crocodiles.

They are angry.

7 PETS AND ANIMALS

Lesson 6

1 Find, circle and match. Знайди, обведи та з'єднай.



giraffe wzelephant qxdolphin zwcrocodile vqturtle jwzebra





2 Read and write. Прочитай і напиши.



— I like...



— I do not like...



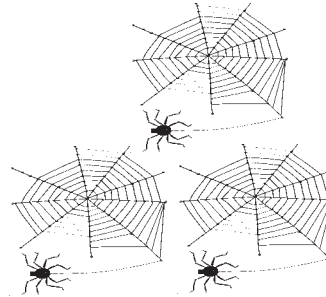
— Do you like zebras?
— Yes, I do.

— Do you like crocodiles?
— No, I do not.




— Do you like monkeys?

— _____




— Do you like spiders?

— _____



— Do you like rhinos?

— _____



— Do you like giraffes?

— _____

3 Write. Напиши.

Zebraas are beautiful.

Monkeys are funny.

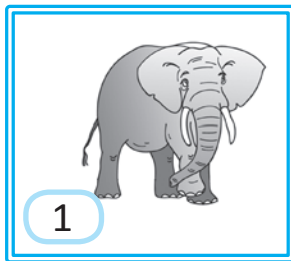
7 PETS AND ANIMALS

Lesson 7


1 Find and circle. Знайди й обведи.

q	q	d	q	q	q	q	q	q	q
c	r	o	c	o	d	i	l	e	
x	x	l	c	f	x	c	m	x	
z	q	p	q	q	q	q	o	q	
e	r	h	i	n	o	x	u	x	
b	q	i	k	d	q	q	s	q	
r	x	n	x	r	c	x	e	x	
a	q	d	i	g	q	b	o	q	
x	e	l	e	p	h	a	n	t	


2 Circle and say. Обведи правильний варіант і скажи.



It is an...
They are...




It is a...
They are...



It is a...
They are...


PETS AND ANIMALS 7

Lesson 7



It is a...

They are...



It is a...

They are...




It is a...

They are...

Зразок: *Number one. It is an elephant.*

3 Look, read and write. Подивись, прочитай та напиши.



legs small jump long ~~eyes~~

This is a zebra. It is black and white. It has got two eyes. It has got four _____. It has got a _____ tail and _____ ears. It can run and _____. It is beautiful.

4 Draw and say. Намалюй свою улюблену тварину та розкажи про неї.



8 MY FAVOURITE SEASON

Lesson 1

1 Read, stick and say. Прочитай, наклеј наліпку та скажи.

1

sunny
and hot

2

windy

3

cold

4

raining

5

snowing

Зразок: *Number one. It is sunny and hot.*

2 Read and match. Прочитай і з'єднай.

y
[ɪ]

sunny
sing
windy
funny
morning

ing
[ɪŋ]

3 Write. Напиши.

It is sunny.

It is windy.

It is snowing.

It is raining.

MY FAVOURITE SEASON 8

Lesson 2

1 Read, match and say. Прочитай, з'єднай і скажи.

1) read



a) a snowman

2) watch



b) home

3) make



c) a book

4) go



d) TV

5) go



e) out

Зразок: *Number one. Let's read a book.*

8 MY FAVOURITE SEASON

Lesson 2

2 Match and colour. З'єднай і розфарбуй.

ou, ow [aʊ]

now

house

brown

small

walk

mouse

ball

clown

not

3 Write. Напиши.

We can read a book.

She can watch TV.

We can make a snowman.

MY FAVOURITE SEASON 8

Lesson 3

1 Read and match. Прочитай і з'єднай.


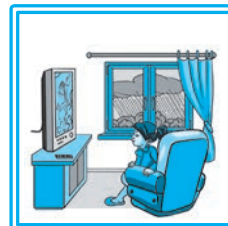


It is Friday today.
I can ride my bike.

It is Tuesday today. It is sunny.
We can go to the park.

It is Saturday today.
It is windy. I can fly my kite.

It is Wednesday. It is rainy.
I can watch TV.






2 Write. Напиши.

Sunday
Monday
Tuesday
Wednesday
Thursday
Friday
Saturday

8 MY FAVOURITE SEASON

Lesson 4

1 Read, match and say. Прочитай, з'єднай і скажи.



winter

spring

summer

autumn

Зразок: — Number one. Is it winter?
— No, it is not. It is spring.

2 Read and circle. Прочитай і обведи.

[w] winter, autumn, yellow, white, brown, watch

[ʌ] white, summer, sunny, bright, fun, dad, sun

3 Write. Напиши.

winter

spring

summer


autumn

nice morning

MY FAVOURITE SEASON 8


Lesson 5

1 Make up words. Склади слова.



m s e m u r


summer



p i s r g n



m a t u n u



t r w n i e

2 Look, read and write. Подивись, прочитай і напиши.



green bike birds ~~spring~~





It is spring. It is sunny. The trees are
_____. The _____ sing
songs. I can ride my _____. We can
play. I like spring.

3 Draw and say. Намалюй свою улюблену пору року (на окремому аркуші) та розкажи про неї.

8 MY FAVOURITE SEASON

Lesson 6

1 Match and say. З'єднай малюнки дітей, зроблені в день народження, і скажи.



Зразок: — Number one. When is your birthday?
— It is in spring.

MY FAVOURITE SEASON 8

Lesson 6

2 Read and write. Прочитай і напиши.

~~make a snowman~~

watch TV

ride bikes

fly a kite



It is cold and snowy.

We can make a snowman.




It is windy.

We can _____
_____.



It is hot and sunny.

We _____ We _____
_____.



It is cold and rainy.

3 Write. Напиши.

March

April

May

8 MY FAVOURITE SEASON

Lesson 7

1 Circle and write. Обведи та напиши.

fridaywthursdayxsundayqwednesdayzsaturdaywtuesdayxmonday

- _____
- _____
- _____
- _____
- _____
- Friday
- _____

2 Read, tick (✓) and write. Прочитай, познач (✓) і напиши, що ти можеш робити влітку.



ride a bike



make a snowman



ski



play football



fly a kite




skate

I can ride a bike in summer.

MY FAVOURITE SEASON 8

Lesson 7

- 3 What do you like to do in summer? Draw and say. Чим ти любиш займатися влітку? Намалюй і розкажи.



- 4 Write. Напиши.

beautiful

We can swim in summer.

8 MY FAVOURITE SEASON

Lesson 8

1 Read and draw. Прочитай і намалюй.



1) It is cold. It is snowy.
The trees are white.
We can make a snowman.



2) It is sunny and hot.
The trees are green.
We can swim.



3) It is rainy and windy.
The trees are yellow and red.



4) It is sunny. It is not hot. The trees
are green. The birds sing songs.

2 Look, read and write. Подивись, прочитай і напиши.



ride ~~hot~~ like play

Hello, Mum and Dad!

It is sunny and hot. We _____ games
and swim. I _____ a bike. I _____
my summer camp. We have lots of fun.

Bye, _____

УДК 811.111 + 372.461
ББК 81.2 Англ-922
П12

Рецензенти:

А. С. Любченко, вчитель англійської мови Харківської спеціалізованої школи № 162, вчитель-методист;

О. О. Ходаковська, кандидат філологічних наук, доцент кафедри іноземних мов № 1 Національного університету «Юридична академія України» імені Ярослава Мудрого м. Харкова

Павліченко О. М.

П12 Англійська мова. 2 клас: Робочий зошит (до підручника О. Д. Карп'юк) / О. М. Павліченко. — Х. : Ранок, 2013. — 96 с.

ISBN 978-617-09-0654-0

Зошит, укладений до підручника О. Д. Карп'юк «Англійська мова. 2 клас», містить різноманітні й цікаві завдання і призначений для більш детального опрацювання учнями матеріалу підручника на уроках і вдома.

Для учнів других класів загальноосвітніх шкіл і вчителів англійської мови.

УДК 811.111 + 372.461
ББК 81.2 Англ-922



**Разом дбаємо
про екологію та здоров'я**

ISBN 978-617-09-0654-0

© О. М. Павліченко, 2013
© Н. В. Алімова, іл., 2013
© ТОВ Видавництво «Ранок», 2013

АНГЛІЙСЬКА МОВА

Навчально-методичний комплект укладено до підручника О. Д. Карп'юк. До комплекту входять робочий зошит, зошит для контролю знань і плани-конспекти уроків для вчителя.



Робочий зошит вміщує велику кількість різноманітних вправ, супроводжуваних ілюстраціями. Завдання побудовані так, щоб якомога повніше охопити матеріал, поданий у підручнику, та відпрацювати його. Надлишкова кількість вправ дозволить учителеві диференційовано підходити до учнів і варіювати обсяг матеріалу залежно від рівня їх знань.

Зошит для контролю знань покликаний комплексно перевірити й об'єктивно оцінити рівень мовної та мовленнєвої компетенції учнів. Містить підсумкові тести, тести за кожною з тем підручника, поточні перевірочні роботи. Підсумкові тестові завдання спрямовані на перевірку засвоєння лексики, граматики та мовленнєвих умінь: аудіювання, говоріння, читання, письма.

У **планах-конспектах** детально поданий кожний урок, структура якого відповідає останнім методичним вимогам. Уроки побудовано з урахуванням основних критеріїв навчання іноземної мови: комунікативної спрямованості, крос-культурного компонента, міжпредметного інтегрування. Все це підпорядковано основній меті — комунікативно-орієнтованому навчанню іноземних мов.



ВИДАВНИЦТВО
РАНОК
www.ranok.com.ua

Навчально-методична література видавництва «РАНОК»

УСІ КНИГИ ТУТ!

🛒 **КУПИТИ** : WWW.RANOK.COM.UA

👉 **ЗАВАНТАЖИТИ** : WWW.E-RANOK.COM.UA

📧 **ЗАМОВИТИ** : pochta@ranok.com.ua

безкоштовний каталог видань: (057) 717-74-55